



Monthly Departmental Reports

May 2025

CITY OF HORSESHOE BAY

01- UTILITY FUND

MAY 2025

Account Title	YTD Actual	Total Budget	Remaining Budget	% of Budget
BEGINNING FUND BALANCE AT 10/1/2024	4,301,492.00	4,301,492.00		
REVENUES				
ADMINISTRATION	1,062,641.49	1,530,706.00	468,064.51	69.42%
WATER - PRODUCTION	4,052,719.36	6,286,750.00	2,234,030.64	64.46%
WASTEWATER - TREATMENT	3,281,686.79	5,563,000.00	2,281,313.21	58.99%
SOLID WASTE - RECYCLING	1,130,115.37	1,766,567.00	636,451.63	63.97%
STANDBY	-	750.00	750.00	0.00%
INTEREST INCOME	96,053.01	111,000.00	14,946.99	86.53%
TRANSFER INCOME	<u>1,431,067.27</u>	<u>3,696,388.00</u>	<u>2,265,320.73</u>	<u>38.72%</u>
TOTAL REVENUES	11,054,283.29	18,955,161.00	7,900,877.71	58.32%
EXPENDITURES				
ADMINISTRATION	1,677,348.62	2,857,097.00	1,179,748.38	58.71%
WATER - PRODUCTION	1,999,196.76	2,544,239.00	545,042.24	78.58%
WATER - DISTRIBUTION	982,019.40	1,870,424.00	888,404.60	52.50%
WASTEWATER - TREATMENT	715,173.28	994,478.00	279,304.72	71.91%
WASTEWATER - COLLECTION	1,362,460.53	2,259,759.33	897,298.80	60.29%
SOLID WASTE - RECYCLING	890,687.89	1,494,451.00	603,763.11	59.60%
DEBT SERVICE	568,611.14	1,856,341.00	1,287,729.86	30.63%
TRANSFER EXPENDITURES	<u>243,980.61</u>	<u>204,800.00</u>	<u>(39,180.61)</u>	<u>119.13%</u>
TOTAL EXPENDITURES	8,439,478.23	14,081,589.33	5,642,111.10	59.93%
TOTAL REVENUES OVER/(UNDER) EXPENDITURES	<u>2,614,805.06</u>	<u>4,873,571.67</u>	<u>2,258,766.61</u>	
LESS: CAPITAL EXPENDITURES	2,086,218.29	6,396,244.00		
ADD: TRANSFER IN	0.00	0.00		
ENDING FUND BALANCE	4,830,078.77	2,778,819.67		
	AT 05/31/2025	AT 05/31/2025		

CITY OF HORSESHOE BAY

01- UTILITY FUND

MAY 2025

Account Code	Account Title	YTD Actual	Total Budget	Remaining Budget	% of Budget
40000	REVENUES				
1000	ADMINISTRATION				
40173	REIMBURSABLE 3RD PARTY INSPECTIONS	0.00	0.00	0.00	0.00%
40175	INSURANCE PROCEEDS	633,363.64	638,345.00	4,981.36	99.22%
40180	OTHER INCOME	2,569.96	2,238.00	(331.96)	114.83%
40181	GRANT REVENUE	0.00	0.00	0.00	0.00%
40182	SALE OF PROPERTY	1,082.50	75,000.00	73,917.50	1.44%
40205	AMERICAN RESUE PLAN ACT - LLANO COUNTY	62,500.00	298,523.00	236,023.00	20.94%
40225	PRINCIPAL REVENUE - SUMMIT ROCK PID	236,899.83	325,000.00	88,100.17	72.89%
40226	INTEREST REVENUE - SUMMIT ROCK PID	<u>126,225.56</u>	<u>191,600.00</u>	<u>65,374.44</u>	<u>65.88%</u>
Total 1000	ADMINISTRATION	1,062,641.49	1,530,706.00	468,064.51	69.42%
1001	WATER - PRODUCTION				
40110	WATER DISTRICT SERVICE FEES	3,398,922.87	5,013,750.00	1,614,827.13	67.79%
40111	WATER NON-DISTRICT SERVICE FEES	175,744.93	290,000.00	114,255.07	60.60%
40112	WATER TAP CONNECTION FEES	415,535.00	858,000.00	442,465.00	48.43%
40115	RECONNECTION FEES	6,650.00	9,000.00	2,350.00	73.89%
40117	PENALTIES	15,974.60	30,000.00	14,025.40	53.25%
40171	CC CONVENIENCE FEE	38,405.21	62,500.00	24,094.79	61.45%
40178	OTHER INCOME - LEASES	0.00	15,000.00	15,000.00	0.00%
40180	OTHER INCOME	0.00	1,000.00	1,000.00	0.00%
40185	IRRIGATION PERMITS	<u>1,486.75</u>	<u>7,500.00</u>	<u>6,013.25</u>	<u>19.82%</u>
Total 1001	WATER - PRODUCTION	4,052,719.36	6,286,750.00	2,234,030.64	64.46%
2001	WASTEWATER - TREATMENT				
40117	PENALTIES	16,173.83	30,000.00	13,826.17	53.91%
40120	SEWER CUSTOMER SERVICE FEES	2,274,840.69	3,750,000.00	1,475,159.31	60.66%
40122	SEWER TAP CONNECTION FEES	408,582.77	770,000.00	361,417.23	53.06%
40124	SEWER SERVICE - COTTONWOOD SHORES	145,872.75	265,000.00	119,127.25	55.05%
40125	SEWER SERVICE - LCMUD#1	74,947.45	110,000.00	35,052.55	68.13%

CITY OF HORSESHOE BAY

01- UTILITY FUND

MAY 2025

Account Code	Account Title	YTD Actual	Total Budget	Remaining Budget	% of Budget
40127	GRINDER SALES	361,269.30	637,000.00	275,730.70	56.71%
40180	OTHER INCOME	<u>0.00</u>	<u>1,000.00</u>	<u>1,000.00</u>	<u>0.00%</u>
Total 2001	WASTEWATER - TREATMENT	3,281,686.79	5,563,000.00	2,281,313.21	58.99%
3001	SOLID WASTE - RECYCLING				
40126	BRUSH DISPOSAL	14,309.17	38,500.00	24,190.83	37.17%
40130	GARBAGE FEES - COMMERCIAL	160,423.84	250,522.00	90,098.16	64.04%
40135	GARBAGE FEES - RESIDENTIAL	955,382.36	1,477,545.00	522,162.64	64.66%
40180	OTHER INCOME	<u>0.00</u>	<u>0.00</u>	<u>0.00</u>	<u>0.00%</u>
Total 3001	SOLID WASTE - RECYCLING	1,130,115.37	1,766,567.00	636,451.63	63.97%
4000	STANDBY				
40140	PROPERTY TAX - STANDBY FEE	0.00	250.00	250.00	0.00%
40142	PENALTY & INTEREST - STANDBY	<u>0.00</u>	<u>500.00</u>	<u>500.00</u>	<u>0.00%</u>
Total 4000	STANDBY	0.00	750.00	750.00	0.00%
9900	INTEREST INCOME				
40220	INTEREST INCOME	<u>96,053.01</u>	<u>111,000.00</u>	<u>14,946.99</u>	<u>86.53%</u>
Total 9900	INTEREST INCOME	96,053.01	111,000.00	14,946.99	86.53%
9995	TRANSFER INCOME				
40310	XFER FROM - GENERAL FUND	13,000.00	13,000.00	0.00	100.00%
48005	XFER FROM - SUMMIT ROCK	0.00	0.00	0.00	0.00%
48007	XFER FROM - CAP PROJ FUND	1,418,067.27	3,100,000.00	1,681,932.73	45.74%
48021	XFER FROM - IMPACT FEE FUND	<u>0.00</u>	<u>583,388.00</u>	<u>583,388.00</u>	<u>0.00%</u>
Total 9995	TRANSFER INCOME	1,431,067.27	3,696,388.00	2,265,320.73	38.72%
Total 40000	TOTAL REVENUES	<u>11,054,283.29</u>	<u>18,955,161.00</u>	<u>7,900,877.71</u>	<u>58.32%</u>

CITY OF HORSESHOE BAY

01- UTILITY FUND

MAY 2025

Account Code	Account Title	YTD Actual	Total Budget	Remaining Budget	% of Budget
50000	EXPENDITURES				
1000	ADMINISTRATION				
50410	SALARIES & WAGES	670,662.23	1,167,300.00	496,637.77	57.45%
50411	OVERTIME	1,354.81	2,500.00	1,145.19	54.19%
50415	EMPLOYERS FICA EXPENSE	50,344.17	89,500.00	39,155.83	56.25%
50420	GROUP INSURANCE PREMIUM	108,233.65	162,929.00	54,695.35	66.43%
50433	TMRS	58,035.71	96,700.00	38,664.29	60.02%
50500	ACCOUNTING/AUDIT FEE	13,332.16	15,126.00	1,793.84	88.14%
50505	PROFESSIONAL SERVICE	47,595.83	104,000.00	56,404.17	45.77%
50512	UTILITY BILLING	23,090.76	33,000.00	9,909.24	69.97%
50513	REIMBURSABLE 3RD PARTY INSPECTIONS	0.00	0.00	0.00	0.00%
50545	MAINTENANCE CONTRACTS	79,503.52	96,546.00	17,042.48	82.35%
50567	CUSTOMER EDUCATION COMMITTEE	874.31	2,500.00	1,625.69	34.97%
50569	INNOVATION/TECH COMMITTEE	0.00	2,500.00	2,500.00	0.00%
50575	DUES, FEES, & SUBSCRIPTIONS	21,316.21	37,500.00	16,183.79	56.84%
50576	LEASE - COPIER	2,840.37	4,700.00	1,859.63	60.43%
50581	ELECTRICITY - RECYCLE CENTER	697.84	1,300.00	602.16	53.68%
50582	ELECTRICITY - WWTR	74,439.37	141,775.00	67,335.63	52.51%
50583	ELECTRICITY - WEST WATER PLANT	44,156.39	80,000.00	35,843.61	55.20%
50585	ELECTRICITY - 7704 FM 21	3,413.60	7,900.00	4,486.40	43.21%
50586	ELECTRICITY - CENTRAL WATER PLANT	66,081.02	150,000.00	83,918.98	44.05%
50587	IMPACT FEE STUDY	0.00	0.00	0.00	0.00%
50589	MASTER PLAN/IMPACT FEE STUDY	0.00	0.00	0.00	0.00%
50590	ENGINEERING FEES	4,708.75	72,100.00	67,391.25	6.53%
50592	EQUIPMENT AND SUPPLIES	13,752.55	9,739.00	(4,013.55)	141.21%
50593	TRAVEL, TRAINING, SCHOOL	49,867.88	65,300.00	15,432.12	76.37%
50596	EMPLOYEE AWARDS PROGRAM	3,073.26	8,500.00	5,426.74	36.16%
50610	INSURANCE - PROPERTY/LIABILITY	116,086.82	104,500.00	(11,586.82)	111.09%

CITY OF HORSESHOE BAY

01- UTILITY FUND

MAY 2025

Account Code	Account Title	YTD Actual	Total Budget	Remaining Budget	% of Budget
50611	WORKERS COMP INSURANCE	45,496.69	44,500.00	(996.69)	102.24%
50620	LEGAL EXPENSES	0.00	25,000.00	25,000.00	0.00%
50630	M & R - BUILDING	1,396.62	11,000.00	9,603.38	12.70%
50650	M & R - GROUNDS	2,000.00	11,000.00	9,000.00	18.18%
50753	CITY BANKING FEES	48,160.55	73,500.00	25,339.45	65.52%
50765	OTHER EXPENSE	8,555.21	14,949.00	6,393.79	57.23%
50775	POSTAGE	782.01	1,300.00	517.99	60.15%
50780	PRINTING - OFFICE SUPPLIES	15,415.49	29,900.00	14,484.51	51.56%
50810	COMMUNICATIONS	21,369.84	65,000.00	43,630.16	32.88%
50825	UNCOLLECTABLE ACCOUNTS	0.00	0.00	0.00	0.00%
50830	UNIFORMS	1,825.43	4,000.00	2,174.57	45.64%
50410	TECHNOLOGY - SALARIES & WAGES	23,193.26	35,100.00	11,906.74	66.08%
50415	TECHNOLOGY - EMPLOYERS FICA EXPENSE	1,611.24	2,700.00	1,088.76	59.68%
50420	TECHNOLOGY - GROUP INSURANCE PREMIUM	3,283.73	5,300.00	2,016.27	61.96%
50433	TECHNOLOGY - TMRS	1,669.84	2,900.00	1,230.16	57.58%
50545	TECHNOLOGY - MAINTENANCE CONTRACTS	16,782.90	20,200.00	3,417.10	83.08%
50575	TECHNOLOGY - DUES, FEES & SUBSCRIPTION	7,504.00	18,600.00	11,096.00	40.34%
50410	GIS - SALARIES & WAGES	17,950.17	27,100.00	9,149.83	66.24%
50415	GIS - EMPLOYERS FICA EXPENSE	1,185.66	2,100.00	914.34	56.46%
50420	GIS - GROUP INSURANCE PREMIUM	3,392.02	3,900.00	507.98	86.97%
50433	GIS - TMRS	1,379.88	2,200.00	820.12	62.72%
56000	OTHER EXPENSE - CHEMICAL ACCIDENT	540.88	541.00	0.12	0.00%
56001	PRINTING - CHEMICAL ACCIDENT	<u>391.99</u>	<u>392.00</u>	<u>0.01</u>	<u>0.00%</u>
1000/3000/95	ADMINISTRATION	1,677,348.62	2,857,097.00	1,179,748.38	58.71%
1001	WATER - PRODUCTION				
50410	SALARIES & WAGES	183,263.86	335,400.00	152,136.14	54.64%
50411	OVERTIME	39,878.12	56,702.00	16,823.88	70.33%
50415	EMPLOYERS FICA EXPENSE	16,553.34	28,700.00	12,146.66	57.68%

CITY OF HORSESHOE BAY

01- UTILITY FUND

MAY 2025

Account Code	Account Title	YTD Actual	Total Budget	Remaining Budget	% of Budget
50420	GROUP INSURANCE PREMIUM	33,527.76	67,700.00	34,172.24	49.52%
50433	TMRS	18,801.60	31,000.00	12,198.40	60.65%
50535	BULK WATER PURCHASES	306,655.80	650,000.00	343,344.20	47.18%
50540	CHEMICALS / WATER	88,608.64	180,000.00	91,391.36	49.23%
50548	CONTRACT SERVICES	2,128.45	5,800.00	3,671.55	36.70%
50555	LAB EXPENSE	21,548.55	56,000.00	34,451.45	38.48%
50560	WATER QUALITY	105.88	8,000.00	7,894.12	1.32%
50592	EQUIPMENT & SUPPLIES	12,524.90	12,298.00	(226.90)	101.85%
50595	FUEL & LUBRICATION	16,288.60	17,500.00	1,211.40	93.08%
50630	M & R - BUILDING	34,519.03	13,100.00	(21,419.03)	263.50%
50640	M & R - EQUIPMENT	12,082.14	7,900.00	(4,182.14)	152.94%
50641	M & R - SCADA	23,727.44	50,000.00	26,272.56	47.45%
50650	M & R - GROUNDS	26,082.28	36,000.00	9,917.72	72.45%
50675	M & R - PLANT	302,250.82	385,577.00	83,326.18	78.39%
50676	M & R - PLANT - CHEMICAL ACCIDENT	658,818.02	495,287.00	(163,531.02)	133.02%
50685	M & R - VEHICLES	6,515.74	15,565.00	9,049.26	41.86%
50687	M & R - VEHICLES - CHEMICAL ACCIDENT	2,733.66	0.00	(2,733.66)	0.00%
50765	OTHER EXPENSE	2,785.68	1,600.00	(1,185.68)	174.11%
50785	RENT - LEASE	86.50	2,300.00	2,213.50	3.76%
50800	SAFETY EQUIPMENT & SUPPLIES	6,753.30	5,300.00	(1,453.30)	127.42%
50830	UNIFORMS	4,632.54	5,800.00	1,167.46	79.87%
56002	CHEMICALS - CHEMICAL ACCIDENT	32,726.00	10,800.00	(21,926.00)	0.00%
56003	LAB EXPENSE - CHEMICAL ACCIDENT	1,828.85	1,829.00	0.15	0.00%
56004	EQUIPMENT/SUPPLIES - CHEMICAL ACCIDENT	7,110.94	7,111.00	0.06	0.00%
56005	FUEL/MAINTENANCE - CHEMICAL ACCIDENT	263.05	263.00	(0.05)	0.00%
56007	M&R - BUILDING - CHEMICAL ACCIDENT	185.00	185.00	0.00	0.00%
56007	M&R - SCADA - CHEMICAL ACCIDENT	13,694.74	12,734.00	(960.74)	0.00%
56010	LEASE - RENT - CHEMICAL ACCIDENT	<u>122,515.53</u>	<u>43,788.00</u>	<u>(78,727.53)</u>	<u>0.00%</u>
Total 1001	WATER - PRODUCTION	1,999,196.76	2,544,239.00	545,042.24	78.58%

CITY OF HORSESHOE BAY

01- UTILITY FUND

MAY 2025

Account Code	Account Title	YTD Actual	Total Budget	Remaining Budget	% of Budget
1002	WATER - DISTRIBUTION				
50410	SALARIES & WAGES	288,861.26	413,800.00	124,938.74	69.81%
50411	OVERTIME	60,593.04	75,000.00	14,406.96	80.79%
50415	EMPLOYERS FICA EXPENSE	25,953.93	37,400.00	11,446.07	69.40%
50420	GROUP INSURANCE PREMIUM	72,882.69	98,400.00	25,517.31	74.07%
50433	TMRS	29,767.96	40,400.00	10,632.04	73.68%
50545	MAINTENANCE CONTRACTS	26,362.72	24,000.00	(2,362.72)	109.84%
50548	CONTRACT SERVICES	2,994.43	14,500.00	11,505.57	20.65%
50549	CONTRACT SERVICES - TAPS/NEW SRV	256,440.46	475,000.00	218,559.54	53.99%
50550	CONTRACT SERVICES - LEAK DETECT/GPS	0.00	30,000.00	30,000.00	0.00%
50592	EQUIPMENT & SUPPLIES	19,210.61	36,500.00	17,289.39	52.63%
50595	FUEL & LUBRICATION	10,519.06	29,500.00	18,980.94	35.66%
50630	M & R - BUILDING	9,110.72	10,000.00	889.28	91.11%
50640	M & R - EQUIPMENT	11,322.39	21,000.00	9,677.61	53.92%
50650	M & R - GROUNDS	4,992.39	13,000.00	8,007.61	38.40%
50651	M & R - FIRE HYDRANTS	2,540.00	50,000.00	47,460.00	5.08%
50685	M & R - VEHICLES	13,892.78	22,174.00	8,281.22	62.65%
50725	M & R MATERIALS - LINES	32,603.71	74,000.00	41,396.29	44.06%
50726	STREET REPAIR - PAVING	24,499.35	20,000.00	(4,499.35)	122.50%
50730	M & R MATERIALS - WT TAP	30,377.61	300,000.00	269,622.39	10.13%
50755	METER EXPENSE - NEW SERVICE	47,174.55	60,000.00	12,825.45	78.62%
50765	OTHER EXPENSE	425.20	2,750.00	2,324.80	15.46%
50785	RENT - LEASE	0.00	4,000.00	4,000.00	0.00%
50800	SAFETY EQUIPMENT & SUPPLIES	5,041.42	6,500.00	1,458.58	77.56%
50830	UNIFORMS	<u>6,453.12</u>	<u>12,500.00</u>	<u>6,046.88</u>	<u>51.62%</u>
Total 1002	WATER - DISTRIBUTION	982,019.40	1,870,424.00	888,404.60	52.50%

CITY OF HORSESHOE BAY

01- UTILITY FUND

MAY 2025

Account Code	Account Title	YTD Actual	Total Budget	Remaining Budget	% of Budget
2001	WASTEWATER - TREATMENT				
50410	SALARIES & WAGES	183,262.89	335,400.00	152,137.11	54.64%
50411	OVERTIME	39,877.79	40,000.00	122.21	99.69%
50415	EMPLOYERS FICA EXPENSE	16,551.90	28,700.00	12,148.10	57.67%
50420	GROUP INSURANCE PREMIUM	33,433.62	67,700.00	34,266.38	49.38%
50433	TMRS	18,800.63	31,000.00	12,199.37	60.65%
50543	CHEMICALS / WW TREATMENT	34,376.46	88,000.00	53,623.54	39.06%
50548	CONTRACT SERVICES	5,168.70	5,200.00	31.30	99.40%
50555	LAB EXPENSE	3,586.97	12,400.00	8,813.03	28.93%
50592	EQUIPMENT & SUPPLIES	8,985.82	8,800.00	(185.82)	102.11%
50595	FUEL & LUBRICATION	16,180.97	17,500.00	1,319.03	92.46%
50640	M & R - EQUIPMENT	13,609.26	7,700.00	(5,909.26)	176.74%
50670	M & R - LIFT STATION	139,238.10	128,217.00	(11,021.10)	108.60%
50675	M & R - PLANT	162,171.84	149,498.00	(12,673.84)	108.48%
50685	M & R - VEHICLES	5,306.30	7,900.00	2,593.70	67.17%
50742	BIO SOLIDS - COMPOST	8,900.00	50,550.00	41,650.00	17.61%
50765	OTHER EXPENSE	1,307.66	1,650.00	342.34	79.25%
50785	RENT - LEASE	12,821.05	3,000.00	(9,821.05)	427.37%
50800	SAFETY EQUIPMENT & SUPPLIES	6,016.80	5,300.00	(716.80)	113.52%
50830	UNIFORMS	5,313.46	5,700.00	386.54	93.22%
56005	FUEL/MAINTENANCE - CHEMICAL ACCIDENT	<u>263.06</u>	<u>263.00</u>	<u>(0.06)</u>	<u>0.00%</u>
Total 2001	WASTEWATER - TREATMENT	715,173.28	994,478.00	279,304.72	71.91%
2002	WASTEWATER - COLLECTION				
50410	SALARIES & WAGES	288,861.04	413,800.00	124,938.96	69.81%
50411	OVERTIME	60,592.34	75,000.00	14,407.66	80.79%
50415	EMPLOYERS FICA EXPENSE	25,950.87	37,400.00	11,449.13	69.39%
50420	GROUP INSURANCE PREMIUM	72,662.68	98,400.00	25,737.32	73.84%
50433	TMRS	29,766.59	40,400.00	10,633.41	73.68%

CITY OF HORSESHOE BAY

01- UTILITY FUND

MAY 2025

Account Code	Account Title	YTD Actual	Total Budget	Remaining Budget	% of Budget
50542	CHEMICALS / WW COLLECTION	11,515.33	21,000.00	9,484.67	54.83%
50548	CONTRACT SERVICES	2,994.42	12,500.00	9,505.58	23.96%
50549	CONTRACT SERVICES - TAPS/NEW SRV	256,440.46	370,000.00	113,559.54	69.31%
50550	CONTRACT SERVICE - LEAK DETECT/GPS	0.00	0.00	0.00	0.00%
50555	LAB EXPENSE	50.00	0.00	(50.00)	0.00%
50592	EQUIPMENT & SUPPLIES	18,391.24	36,500.00	18,108.76	50.39%
50595	FUEL & LUBRICATION	9,796.12	29,500.00	19,703.88	33.21%
50630	M & R - BUILDING	9,177.63	13,000.00	3,822.37	70.60%
50640	M & R - EQUIPMENT	10,180.65	16,000.00	5,819.35	63.63%
50645	M & R - GRINDER PUMP	16,335.33	75,000.00	58,664.67	21.78%
50646	GRINDER PURCHASES	412,687.88	550,000.00	137,312.12	75.03%
50647	M & R - GRINDER PANELS	8,976.18	60,000.00	51,023.82	14.96%
50650	M & R - GROUNDS	10,286.29	13,000.00	2,713.71	79.13%
50670	M & R - LIFT STATION	0.00	0.00	0.00	0.00%
50685	M & R - VEHICLES	13,809.47	14,509.33	699.86	95.18%
50715	M & R MATERIALS - GP	31,560.96	245,000.00	213,439.04	12.88%
50725	M & R MATERIALS - LINES	29,850.98	88,000.00	58,149.02	33.92%
50726	STREET REPAIR - PAVING	29,499.35	25,000.00	(4,499.35)	118.00%
50730	M & R MATERIALS - WT TAP	0.00	0.00	0.00	0.00%
50765	OTHER EXPENSE	370.21	2,750.00	2,379.79	13.46%
50785	RENT - LEASE	0.00	4,000.00	4,000.00	0.00%
50800	SAFETY EQUIPMENT & SUPPLIES	5,550.67	6,500.00	949.33	85.39%
50830	UNIFORMS	<u>7,153.84</u>	<u>12,500.00</u>	<u>5,346.16</u>	<u>57.23%</u>
Total 2002	WASTEWATER - COLLECTION	1,362,460.53	2,259,759.33	897,298.80	60.29%
3001	SOLID WASTE - RECYCLING				
50410	SALARIES & WAGES	101,267.48	153,600.00	52,332.52	65.93%
50411	OVERTIME	13,864.88	10,000.00	(3,864.88)	138.65%

CITY OF HORSESHOE BAY

01- UTILITY FUND

MAY 2025

Account Code	Account Title	YTD Actual	Total Budget	Remaining Budget	% of Budget
50415	EMPLOYERS FICA EXPENSE	8,828.89	12,500.00	3,671.11	70.63%
50420	GROUP INSURANCE PREMIUM	13,525.44	19,900.00	6,374.56	67.97%
50433	TMRS	9,779.87	13,500.00	3,720.13	72.44%
50599	COMPACTOR SERVICE	2,600.00	15,000.00	12,400.00	17.33%
50600	GARBAGE SERVICE - COMMERCIAL	126,617.62	239,900.00	113,282.38	52.78%
50605	GARBAGE SERVICE - RESIDENTIAL	531,289.74	906,100.00	374,810.26	58.63%
50606	RECYCLING SERVICE	36,816.78	27,500.00	(9,316.78)	133.88%
50676	M & R - BRUSH SITE	46,097.19	96,451.00	50,353.81	47.79%
50785	RENT - LEASE	<u>0.00</u>	<u>0.00</u>	<u>0.00</u>	<u>0.00%</u>
Total 3001	SOLID WASTE - RECYCLING	890,687.89	1,494,451.00	603,763.11	59.60%
9994	DEBT SERVICE				
50515	2007 SERIES PRINCIPAL	0.00	485,000.00	485,000.00	0.00%
50516	2007 SERIES INTEREST	30,603.00	61,206.00	30,603.00	50.00%
50521	2014 SERIES INTEREST	55,780.00	109,085.00	53,305.00	51.13%
50522	2014 SERIES PRINCIPAL	165,000.00	165,000.00	0.00	100.00%
50523	2016 SERIES INTEREST	30,000.00	60,000.00	30,000.00	50.00%
50524	2016 SERIES PRINCIPAL	0.00	190,000.00	190,000.00	0.00%
50527	2019 SERIES PRINCIPAL	0.00	280,000.00	280,000.00	0.00%
50528	2019 SERIES INTEREST	62,825.01	125,650.00	62,824.99	50.00%
50529	2020 SERIES REF PRINCIPAL	200,000.00	200,000.00	0.00	100.00%
50530	2020 SERIES REF INTEREST	23,200.00	44,400.00	21,200.00	52.25%
50533	BOND AGENT FEES	1,203.13	1,000.00	(203.13)	120.31%
50998	BOND ISSUE COST - SERIES 20	<u>0.00</u>	<u>135,000.00</u>	<u>135,000.00</u>	<u>0.00%</u>
Total 9994	DEBT SERVICE	568,611.14	1,856,341.00	1,287,729.86	30.63%

CITY OF HORSESHOE BAY

01- UTILITY FUND

MAY 2025

Account Code	Account Title	YTD Actual	Total Budget	Remaining Budget	% of Budget
9995	TRANSFER EXPENDITURES				
58002	XFER TO - GENERAL FUND	0.00	0.00	0.00	0.00%
58999	XFER TO - CAPITAL PROJECTS FUND	<u>243,980.61</u>	<u>204,800.00</u>	<u>(39,180.61)</u>	<u>119.13%</u>
Total 9995	TRANSFER EXPENDITURES	243,980.61	204,800.00	(39,180.61)	119.13%
Total 50000	TOTAL EXPENDITURES	<u>8,439,478.23</u>	<u>14,081,589.33</u>	<u>5,642,111.10</u>	<u>59.93%</u>
TOTAL REVENUE OVER/(UNDER) EXPENDITURES		<u>2,614,805.06</u>	<u>4,873,571.67</u>	<u>2,258,766.61</u>	

CITY OF HORSESHOE BAY
02- GENERAL FUND
MAY 2025

Account Title	YTD Actual	Total Budget	Remaining Budget	% of Budget
BEGINNING FUND BALANCE AT 10/1/2024	9,068,682.00	9,068,682.00		
REVENUES				
ADMINISTRATION	48,269.88	106,050.00	57,780.12	45.52%
FIRE	363,525.36	534,861.00	171,335.64	67.97%
EMERGENCY SERVICE DISTRICT	6,000.00	9,000.00	3,000.00	66.67%
TAX	9,495,901.64	10,629,179.00	1,133,277.36	89.34%
POLICE	33,718.40	54,852.00	21,133.60	61.47%
DEVELOPMENT SERVICES	619,169.67	1,009,500.00	390,330.33	61.33%
PUBLIC WORKS	843,683.82	1,147,400.00	303,716.18	73.53%
MOWING & CLEARING	556,896.03	558,824.00	1,927.97	99.65%
INTEREST INCOME	355,660.80	550,000.00	194,339.20	64.67%
TOTAL REVENUES	12,322,825.60	14,599,666.00	2,276,840.40	84.40%
EXPENDITURES				
ADMINISTRATION	1,438,302.68	2,371,567.00	933,264.32	60.65%
TECHNOLOGY SERVICES	127,020.39	178,800.00	51,779.61	71.04%
FIRE	2,252,377.66	3,340,066.00	1,087,688.34	67.44%
POLICE	1,990,197.40	3,217,179.00	1,226,981.60	61.86%
ANIMAL CONTROL	152,440.80	214,672.00	62,231.20	71.01%
DEVELOPMENT SERVICES	886,927.75	1,397,292.00	510,364.25	63.47%
PUBLIC WORKS	676,142.45	1,396,600.00	720,457.55	48.41%
MOWING & CLEARING	310,762.09	610,000.00	299,237.91	50.94%
TRANSFER EXPENDITURES	80,759.45	4,564,725.00	4,483,965.55	1.77%
TOTAL EXPENDITURES	7,914,930.67	17,290,901.00	9,375,970.33	45.78%
TOTAL REVENUES OVER/(UNDER) EXPENDITURES	<u>4,407,894.93</u>	<u>(2,691,235.00)</u>	<u>(7,099,129.93)</u>	
LESS: CAPITAL EXPENDITURES	270,509.80	630,834.00		
LESS: TRANSFER TO OTHER FUNDS	-	-		
ENDING FUND BALANCE	13,206,067.13	5,746,613.00		
	AT 05/31/2025	AT 05/31/2025		

CITY OF HORSESHOE BAY
02- GENERAL FUND
MAY 2025

Account Code	Account Title	YTD Actual	Total Budget	Remaining Budget	% of Budget
40000	REVENUES				
1000	ADMINISTRATION				
40170	ADMINISTRATIVE FEES	0.00	0.00	0.00	0.00%
40175	INSURANCE PROCEEDS	0.00	0.00	0.00	0.00%
40179	MILFOIL REIMB LLANO COUNTY	0.00	18,000.00	18,000.00	0.00%
40180	OTHER INCOME	12,552.28	10,000.00	(2,552.28)	125.52%
40189	DONATIONS - FUCHS HOUSE	0.00	0.00	0.00	0.00%
40193	MUNICIPAL COURT REVENUE	7,277.06	17,500.00	10,222.94	41.58%
40194	TRAFFIC FINES	25,834.10	55,000.00	29,165.90	46.97%
40198	COLLECTION AGENCY REVENUE	705.93	1,000.00	294.07	70.59%
40199	WARRANT FEES	953.33	2,500.00	1,546.67	38.13%
40201	LOCAL TRUANCY PREVENTION FUND	928.61	2,000.00	1,071.39	46.43%
40202	LOCAL MUNICIPAL JURY FUND	18.57	50.00	31.43	37.14%
40203	AMERICAN RESCUE PLAN ACT	0.00	0.00	0.00	0.00%
40204	FEMA GRANT - WINTER STORM	0.00	0.00	0.00	0.00%
49999	LEASE REVENUE	<u>0.00</u>	<u>0.00</u>	<u>0.00</u>	<u>0.00%</u>
Total 1000	ADMINISTRATION	48,269.88	106,050.00	57,780.12	45.52%
5000	FIRE				
40175	INSURANCE PROCEEDS	0.00	0.00	0.00	0.00%
40180	OTHER INCOME	750.00	500.00	(250.00)	150.00%
40186	OTHER INCOME - DONATIONS	13,000.00	3,000.00	0.00	433.33%
40182	SALE OF PROPERTY	0.00	17,450.00	17,450.00	0.00%
40205	GRANT-LCRA	0.00	0.00	0.00	0.00%
40506	FIRE FIGHTING SERVICES	265,463.87	429,600.00	164,136.13	61.79%
40510	DEPLOYMENT	<u>84,311.49</u>	<u>84,311.00</u>	<u>(0.49)</u>	<u>100.00%</u>
Total 5000	FIRE	363,525.36	534,861.00	171,335.64	67.97%
6000	EMERGENCY SERVICE DISTRICT				
40191	LLANO COUNTY ESD #1 - RENT	<u>6,000.00</u>	<u>9,000.00</u>	<u>3,000.00</u>	<u>66.67%</u>
Total 6000	EMERGENCY SERVICE DISTRICT	6,000.00	9,000.00	3,000.00	66.67%

CITY OF HORSESHOE BAY
02- GENERAL FUND
MAY 2025

Account Code	Account Title	YTD Actual	Total Budget	Remaining Budget	% of Budget
7000	TAX				
40160	PROPERTY TAX (M&O)	7,555,272.49	7,790,649.00	235,376.51	96.98%
40162	PENALTY & INTEREST (M&O)	40,705.33	55,000.00	14,294.67	74.01%
40163	MIXED BEVERAGE TAX	91,813.68	153,860.00	62,046.32	59.67%
40165	SALES TAX	1,672,708.86	2,378,100.00	705,391.14	70.34%
40166	PEC FRANCHISE FEE	125,530.18	235,570.00	110,039.82	53.29%
40167	TELEPHONE FRANCHISE FEE	3,502.66	8,000.00	4,497.34	43.78%
40180	OTHER INCOME	0.00	0.00	0.00	0.00%
40211	CABLE FRANCHISE FEE	6,368.44	8,000.00	1,631.56	79.61%
40213	PEG CHANNEL FEE REVENUE	<u>0.00</u>	<u>0.00</u>	<u>0.00</u>	<u>0.00%</u>
Total 7000	TAX	9,495,901.64	10,629,179.00	1,133,277.36	89.34%
8000	POLICE				
40175	INSURANCE PROCEEDS	0.00	15,000.00	15,000.00	0.00%
40180	OTHER INCOME	18,866.00	19,352.00	486.00	97.49%
40182	SALE OF PROPERTY	13,000.00	18,000.00	5,000.00	72.22%
40186	OTHER INCOME - DONATION	<u>1,852.40</u>	<u>2,500.00</u>	<u>647.60</u>	<u>74.10%</u>
Total 8000	POLICE	33,718.40	54,852.00	21,133.60	61.47%
9500	DEVELOPMENT SERVICES				
40171	CC CONVENIENCE FEE	7,079.36	6,000.00	(1,079.36)	117.99%
40180	OTHER INCOME	1,200.00	1,500.00	300.00	80.00%
40182	SALE OF PROPERTY	0.00	0.00	0.00	0.00%
40183	BUILDING PERMIT - SINGLE FAMILY RESIDENCE	236,024.45	825,000.00	588,975.55	28.61%
40184	PLAT FEES	10,040.00	17,500.00	7,460.00	57.37%
40185	IRRIGATION PERMITS	8,446.25	8,500.00	53.75	99.37%
40187	CONTRACTOR REGISTRATION	6,200.00	8,000.00	1,800.00	77.50%
40188	BUILDING PERMITS - COMMERCIAL	28,016.93	0.00	(28,016.93)	0.00%
40189	BUILDING PERMITS - RE PERMITTING	97,075.00	0.00	(97,075.00)	0.00%
40190	BUILDING PERMITS - ACCESSORY STRUCTURES	55,050.00	0.00	(55,050.00)	0.00%

CITY OF HORSESHOE BAY
02- GENERAL FUND
MAY 2025

Account Code	Account Title	YTD Actual	Total Budget	Remaining Budget	% of Budget
40191	BUILDING PERMITS - MISCELLANEOUS FEES	86,037.68	0.00	(86,037.68)	0.00%
40192	ZONING FEES	5,900.00	3,000.00	(2,900.00)	196.67%
40195	MONARCH RIDGE REIMBURSEMENT	0.00	50,000.00	50,000.00	0.00%
40205	STR REGISTRATION FEE	77,700.00	65,000.00	(12,700.00)	119.54%
40218	DEVELOPMENT REVIEW COMM	<u>400.00</u>	<u>25,000.00</u>	<u>24,600.00</u>	<u>1.60%</u>
Total 9500	DEVELOPMENT SERVICES	619,169.67	1,009,500.00	390,330.33	61.33%
9600	PUBLIC WORKS				
40165	SALES TAX	238,958.39	339,700.00	100,741.61	70.34%
40175	INSURANCE PROCEEDS	3,475.00	10,000.00	6,525.00	34.75%
40180	OTHER INCOME	0.00	0.00	0.00	0.00%
40206	THE HILLS POA	6,329.17	6,300.00	(29.17)	100.46%
40207	PECAN CREEK ASSOCIATION	5,118.38	5,100.00	(18.38)	100.36%
40208	APPLEHEAD POA	7,979.17	7,900.00	(79.17)	101.00%
40209	APPLEHEAD ISLAND POA	0.00	1,500.00	1,500.00	0.00%
40210	HORSESHOE BAY POA	<u>581,823.71</u>	<u>776,900.00</u>	<u>195,076.29</u>	<u>74.89%</u>
Total 9600	PUBLIC WORKS	843,683.82	1,147,400.00	303,716.18	73.53%
9800	MOWING & CLEARING				
40215	MOWING	556,896.03	558,824.00	1,927.97	99.65%
40216	CLEARING	<u>0.00</u>	<u>0.00</u>	<u>0.00</u>	<u>0.00%</u>
Total 9800	MOWING & CLEARING	556,896.03	558,824.00	1,927.97	99.65%
9900	INTEREST INCOME				
40220	INTEREST INCOME	<u>355,660.80</u>	<u>550,000.00</u>	<u>194,339.20</u>	<u>64.67%</u>
Total 9900	INTEREST INCOME	355,660.80	550,000.00	194,339.20	64.67%
9995	TRANSFER REVENUE				
48001	XFER FROM - UTILITIES FUND	<u>0.00</u>	<u>0.00</u>	<u>0.00</u>	<u>0.00%</u>
Total 9995	TRANSFER REVENUE	0.00	0.00	0.00	0.00%
Total 40000	TOTAL REVENUES	<u>12,322,825.60</u>	<u>14,599,666.00</u>	<u>2,276,840.40</u>	<u>84.40%</u>

CITY OF HORSESHOE BAY
02- GENERAL FUND
MAY 2025

Account Code	Account Title	YTD Actual	Total Budget	Remaining Budget	% of Budget
50000	EXPENDITURES				
1000	ADMINISTRATION				
50410	SALARIES & WAGES	432,257.34	690,400.00	258,142.66	62.61%
50411	OVERTIME	95.55	1,000.00	904.45	9.56%
50415	EMPLOYERS FICA EXPENSE	31,440.83	52,900.00	21,459.17	59.43%
50420	GROUP INSURANCE PREMIUM	72,734.08	109,793.00	37,058.92	66.25%
50433	TMRS	36,656.87	57,100.00	20,443.13	64.20%
50435	UNEMPLOYMENT EXPENSE	0.00	0.00	0.00	0.00%
50500	ACCOUNTING & AUDITING EXPENSE	11,130.51	12,600.00	1,469.49	88.34%
50505	PROFESSIONAL SERVICE	28,912.82	120,000.00	91,087.18	24.09%
50506	ELECTION CONTRACTS	0.00	15,000.00	15,000.00	0.00%
50509	APPRAISAL DISTRICT FEES - BURNET	13,015.72	17,454.00	4,438.28	74.57%
50510	APPRAISAL DISTRICT FEES - LLANO	107,498.50	143,039.00	35,540.50	75.15%
50511	DRAINAGE STUDY	48,917.86	104,400.00	55,482.14	46.86%
50514	TRANSPORTATION STUDY	2,003.50	15,000.00	12,996.50	13.36%
50545	MAINTENANCE CONTRACTS	63,107.28	75,000.00	11,892.72	84.14%
50548	CONTRACT LABOR	0.00	45,000.00	45,000.00	0.00%
50564	CODIFICATION	4,626.00	12,000.00	7,374.00	38.55%
50565	CITY COUNCIL EXPENSE	4,453.95	20,000.00	15,546.05	22.27%
50566	HISTORICAL COMMITTEE	0.00	3,000.00	3,000.00	0.00%
50568	ADVISORY COMMITTEES	0.00	5,000.00	5,000.00	0.00%
50570	DISPATCH EXPENSE	0.00	0.00	0.00	0.00%
50575	DUES, FEES, & SUBSCRIPTIONS	25,995.16	40,000.00	14,004.84	64.99%
50576	COPIER LEASE	8,440.30	11,000.00	2,559.70	76.73%
50585	ELECTRICITY	23,818.17	38,000.00	14,181.83	62.68%
50591	EOC TRAINING & SUPPLIES	173.62	5,000.00	4,826.38	3.47%
50592	EQUIPMENT & SUPPLIES	23,629.54	25,846.00	2,216.46	91.42%
50593	TRAVEL, TRAINING, SCHOOL	31,002.48	44,675.00	13,672.52	69.40%

CITY OF HORSESHOE BAY
02- GENERAL FUND
MAY 2025

Account Code	Account Title	YTD Actual	Total Budget	Remaining Budget	% of Budget
50596	EMPLOYEE AWARDS PROGRAM	15,750.33	22,000.00	6,249.67	71.59%
50597	SPECIAL EVENTS	19,485.69	36,200.00	16,714.31	53.83%
50610	PROPERTY & LIABILITY INSURANCE	24,627.46	37,400.00	12,772.54	65.85%
50611	WORKERS' COMP INSURANCE	82,032.59	87,300.00	5,267.41	93.97%
50620	LEGAL EXPENSE	95,149.26	115,000.00	19,850.74	82.74%
50625	FIREWORKS	15,500.00	15,000.00	(500.00)	103.33%
50630	M & R - BUILDING	61,368.65	88,352.00	26,983.35	69.46%
50650	M & R - GROUNDS	47,686.00	75,000.00	27,314.00	63.58%
50753	CITY BANK FEES	3,218.64	4,500.00	1,281.36	71.53%
50765	OTHER EXPENSE	9,373.70	16,100.00	6,726.30	58.22%
50775	POSTAGE	5,444.50	7,000.00	1,555.50	77.78%
50780	PRINTING - OFFICE SUPPLIES	6,651.22	28,000.00	21,348.78	23.75%
50781	GENERAL SUPPLIES	4,833.48	9,000.00	4,166.52	53.71%
50810	COMMUNICATIONS	35,586.37	53,000.00	17,413.63	67.14%
50812	PUBLIC CAMPAIGNS	7,359.23	10,000.00	2,640.77	73.59%
50824	WARRANT FEES	900.00	2,000.00	1,100.00	45.00%
50826	MUNICIPAL COURT JUDICIAL STAFF	24,000.00	36,000.00	12,000.00	66.67%
50830	UNIFORMS	139.98	0.00	(139.98)	0.00%
50831	TRANSFER OUT	0.00	0.00	0.00	0.00%
50841	CENTRAL TEXAS WATER COALITION	0.00	0.00	0.00	0.00%
50842	WORKFORCE NETWORK	0.00	10,000.00	10,000.00	0.00%
50843	SPONSORSHIP	1,000.00	7,500.00	6,500.00	13.33%
50844	FRIENDS OF THE MARBLE FALLS LIBRARY	5,000.00	5,000.00	0.00	100.00%
50861	MAILBOX POA REFUND	0.00	0.00	0.00	0.00%
50867	GOLDEN NUGGET NATURE PARK	0.00	0.00	0.00	0.00%
50870	FUCHS HOUSE PARK	3,285.50	26,008.00	22,722.50	12.63%
50871	MILFOIL TREATMENT	0.00	18,000.00	18,000.00	0.00%
50873	LIGHTHOUSE PARK	0.00	0.00	0.00	0.00%
50997	PEG FEES REPAYMENT	0.00	0.00	0.00	0.00%

CITY OF HORSESHOE BAY
02- GENERAL FUND
MAY 2025

Account Code	Account Title	YTD Actual	Total Budget	Remaining Budget	% of Budget
50998	LEASES - INTEREST	0.00	0.00	0.00	0.00%
50999	LEASES - PRINCIPAL	<u>0.00</u>	<u>0.00</u>	<u>0.00</u>	<u>0.00%</u>
Total 1000	ADMINISTRATION	1,438,302.68	2,371,567.00	933,264.32	60.65%
3000	TECHNOLOGY SERVICES				
50410	SALARIES & WAGES	45,293.33	71,200.00	25,906.67	63.61%
50415	EMPLOYERS FICA EXPENSE	3,355.99	5,400.00	2,044.01	62.15%
50420	GROUP INSURANCE PREMIUM	7,111.20	10,400.00	3,288.80	68.38%
50433	TMRS	3,847.14	5,900.00	2,052.86	65.21%
50505	PROFESSIONAL SERVICE	918.75	5,000.00	4,081.25	18.38%
50545	MAINTENANCE CONTRACTS	40,280.17	39,800.00	(480.17)	101.21%
50575	DUES, FEES, & SUBSCRIPTIONS	24,865.42	36,800.00	11,934.58	67.57%
50592	EQUIPMENT & SUPPLIES	1,355.13	3,000.00	1,644.87	45.17%
50593	TRAVEL, TRAINING, SCHOOL	0.00	1,000.00	1,000.00	0.00%
50830	UNIFORMS	<u>(6.74)</u>	<u>300.00</u>	<u>306.74</u>	<u>-2.25%</u>
Total 3000	TECHNOLOGY SERVICES	127,020.39	178,800.00	51,779.61	71.04%
5000	FIRE				
50410	SALARIES & WAGES	1,364,317.37	2,087,364.00	723,046.63	65.36%
50411	OVERTIME	173,370.38	212,537.00	39,166.62	81.57%
50412	SALARIES - P/T FIREFIGHTERS	8,926.76	22,300.00	13,373.24	40.03%
50415	EMPLOYERS FICA EXPENSE	113,718.28	172,500.00	58,781.72	65.92%
50420	GROUP INSURANCE PREMIUM	238,579.25	315,700.00	77,120.75	75.57%
50433	TMRS	130,138.42	184,400.00	54,261.58	70.57%
50437	RELOCATION EXPENSE	0.00	0.00	0.00	0.00%
50505	PROFESSIONAL SERVICE	6,000.00	8,000.00	2,000.00	75.00%
50545	MAINTENANCE CONTRACTS	5,052.00	9,800.00	4,748.00	51.55%
50548	CONTRACT SERVICES	7,359.31	29,500.00	22,140.69	24.95%
50575	DUES, FEES, & SUBSCRIPTIONS	5,565.46	6,250.00	684.54	89.05%
50576	COPIER LEASE	2,017.39	4,500.00	2,482.61	44.83%

CITY OF HORSESHOE BAY
02- GENERAL FUND
MAY 2025

Account Code	Account Title	YTD Actual	Total Budget	Remaining Budget	% of Budget
50592	EQUIPMENT & SUPPLIES	20,044.19	40,000.00	19,955.81	50.11%
50593	TRAVEL, TRAINING, SCHOOL	28,393.67	37,381.00	8,987.33	75.96%
50594	FIRE PROTECTION GEAR	18,201.78	18,000.00	(201.78)	101.12%
50595	FUEL & LUBRICATION	12,384.22	24,000.00	11,615.78	51.60%
50598	WELLNESS PROGRAM	42.22	22,500.00	22,457.78	0.19%
50640	M & R - EQUIPMENT	10,423.20	18,000.00	7,576.80	57.91%
50650	M & R - GROUNDS	1,200.00	4,200.00	3,000.00	28.57%
50685	M & R - VEHICLES	83,868.72	81,034.00	(2,834.72)	103.50%
50765	OTHER EXPENSE	13,536.20	10,600.00	(2,936.20)	127.70%
50775	POSTAGE	177.48	250.00	72.52	70.99%
50780	PRINTING - OFFICE SUPPLIES	53.71	1,500.00	1,446.29	3.58%
50800	SAFETY EQUIPMENT & SUPPLIES	2,015.82	10,000.00	7,984.18	20.16%
50811	TELECARE PROGRAM	0.00	750.00	750.00	0.00%
50829	PUBLIC SAFETY DONATIONS	0.00	1,000.00	1,000.00	0.00%
50830	UNIFORMS	673.97	18,000.00	17,326.03	3.74%
56008	CONTRACT SERVICES - CHEMICAL ACCIDENT	<u>6,317.86</u>	<u>0.00</u>	<u>(6,317.86)</u>	<u>0.00%</u>
Total 5000	FIRE	2,252,377.66	3,340,066.00	1,087,688.34	67.44%
8000	POLICE				
50410	SALARIES & WAGES	1,333,837.64	2,203,301.00	869,463.36	60.54%
50411	OVERTIME	9,652.45	20,000.00	10,347.55	48.26%
50415	EMPLOYERS FICA EXPENSE	99,610.12	170,100.00	70,489.88	58.56%
50420	GROUP INSURANCE PREMIUM	206,777.49	307,000.00	100,222.51	67.35%
50433	TMRS	113,312.40	183,600.00	70,287.60	61.72%
50548	CONTRACT SERVICES	24,179.71	48,700.00	24,520.29	49.65%
50570	DISPATCH SERVICEES	96,318.44	97,318.00	999.56	98.97%
50575	DUES, FEES, & SUBSCRIPTIONS	2,683.60	7,000.00	4,316.40	38.34%
50576	COPIER LEASE	2,223.04	4,500.00	2,276.96	49.40%
50592	EQUIPMENT & SUPPLIES	19,297.85	25,000.00	5,702.15	77.19%

CITY OF HORSESHOE BAY
02- GENERAL FUND
MAY 2025

Account Code	Account Title	YTD Actual	Total Budget	Remaining Budget	% of Budget
50593	TRAVEL, TRAINING, SCHOOL	7,927.36	22,410.00	14,482.64	35.37%
50595	FUEL & LUBRICATION	29,325.36	57,000.00	27,674.64	51.45%
50615	INVESTIGATION EXPENSE	2,602.14	4,500.00	1,897.86	57.83%
50616	JAIL EXPENSE	0.00	1,000.00	1,000.00	0.00%
50640	M & R - EQUIPMENT	170.17	1,500.00	1,329.83	11.34%
50685	M & R - VEHICLES	22,416.77	36,000.00	13,583.23	62.27%
50686	M & R - WEAPONS	638.32	1,000.00	361.68	63.83%
50760	MEDICAL	300.00	1,000.00	700.00	30.00%
50765	OTHER EXPENSE	3,926.42	5,000.00	1,073.58	78.53%
50775	POSTAGE	70.16	250.00	179.84	28.06%
50780	PRINTING - OFFICE SUPPLIES	3,461.22	3,500.00	38.78	98.89%
50800	SAFETY EQUIPMENT & SUPPLIES	4,340.96	7,500.00	3,159.04	57.88%
50829	PUBLIC SAFETY DONATIONS	689.97	0.00	(689.97)	0.00%
50830	UNIFORMS	<u>6,435.81</u>	<u>10,000.00</u>	<u>3,564.19</u>	<u>64.36%</u>
Total 8000	POLICE	1,990,197.40	3,217,179.00	1,226,981.60	61.86%
9000	ANIMAL CONTROL				
50410	SALARIES & WAGES	68,813.23	106,202.00	37,388.77	64.79%
50411	OVERTIME	747.85	2,000.00	1,252.15	37.39%
50412	SALARIES - PART TIME	0.00	0.00	0.00	0.00%
50415	EMPLOYERS FICA EXPENSE	5,141.03	8,300.00	3,158.97	61.94%
50420	GROUP INSURANCE PREMIUM	16,530.32	0.00	(16,530.32)	0.00%
50433	TMRS	1,455.48	8,900.00	7,444.52	16.35%
50502	ANIMAL SHELTER	11,250.00	15,000.00	3,750.00	75.00%
50548	CONTRACT SERVICES	10,000.00	10,000.00	0.00	100.00%
50592	EQUIPMENT & SUPPLIES	8,018.18	9,500.00	1,481.82	84.40%
50593	TRAVEL, TRAINING, SCHOOL	0.00	720.00	720.00	0.00%
50595	FUEL & LUBRICATION	4,482.79	6,500.00	2,017.21	68.97%
50685	M & R - VEHICLES	472.50	4,000.00	3,527.50	11.81%

CITY OF HORSESHOE BAY
02- GENERAL FUND
MAY 2025

Account Code	Account Title	YTD Actual	Total Budget	Remaining Budget	% of Budget
50765	OTHER EXPENSE	152.00	800.00	648.00	19.00%
50830	UNIFORMS	(51.30)	750.00	801.30	-6.84%
50862	DEER MANAGEMENT	<u>25,428.72</u>	<u>42,000.00</u>	<u>16,571.28</u>	<u>60.54%</u>
Total 9000	ANIMAL CONTROL	152,440.80	214,672.00	62,231.20	71.01%
9500	DEVELOPMENT SERVICES				
50410	SALARIES & WAGES	419,815.45	696,400.00	276,584.55	60.28%
50411	OVERTIME	4,772.22	3,000.00	(1,772.22)	159.07%
50415	EMPLOYERS FICA EXPENSE	31,348.08	53,500.00	22,151.92	58.59%
50420	GROUP INSURANCE PREMIUM	72,011.76	82,700.00	10,688.24	87.08%
50433	TMRS	36,017.58	57,800.00	21,782.42	62.31%
50505	PROFESSIONAL SERVICE	7,388.35	35,200.00	27,811.65	20.99%
50510	MONARCH RIDGE EXPENSE	0.00	50,000.00	50,000.00	0.00%
50513	REIMBURSABLE 3RD PARTY	0.00	0.00	0.00	0.00%
50545	MAINTENANCE CONTRACTS	68,029.69	80,000.00	11,970.31	85.04%
50575	DUES, FEES, & SUBSCRIPTIONS	3,324.84	13,500.00	10,175.16	24.63%
50576	COPIER LEASE	9,628.35	13,000.00	3,371.65	74.06%
50590	ENGINEERING FEES	70,973.08	50,000.00	(20,973.08)	141.95%
50591	CONTRACT INSPECTIONS	126,089.24	161,000.00	34,910.76	78.32%
50592	EQUIPMENT & SUPPLIES	8,797.74	8,322.00	(475.74)	105.72%
50593	TRAVEL, TRAINING, SCHOOL	6,602.56	18,120.00	11,517.44	36.44%
50595	FUEL & LUBRICATION	2,855.13	6,500.00	3,644.87	43.93%
50685	M & R - VEHICLES	2,435.56	4,000.00	1,564.44	60.89%
50753	CITY BANKING FEES	7,107.03	10,000.00	2,892.97	71.07%
50765	OTHER EXPENSE	610.27	2,000.00	1,389.73	30.51%
50777	ADVERTISEMENTS - NOTICES	364.00	2,500.00	2,136.00	14.56%
50780	PRINTING - OFFICE SUPPLIES	2,142.58	2,250.00	107.42	95.23%
50812	PUBLIC CAMPAIGNS	1,237.71	4,000.00	2,762.29	30.94%
50827	SUBSTANDARD STRUCTURE AB	0.00	20,000.00	20,000.00	0.00%

CITY OF HORSESHOE BAY
02- GENERAL FUND
MAY 2025

Account Code	Account Title	YTD Actual	Total Budget	Remaining Budget	% of Budget
50828	CODE ENFORCEMENT ACTIONS	3,375.00	20,000.00	16,625.00	16.88%
50830	UNIFORMS	<u>2,001.53</u>	<u>3,500.00</u>	<u>1,498.47</u>	<u>57.19%</u>
Total 9500	DEVELOPMENT SERVICES	886,927.75	1,397,292.00	510,364.25	63.47%
9600	PUBLIC WORKS				
50410	SALARIES & WAGES	134,998.08	206,600.00	71,601.92	65.34%
50411	OVERTIME	0.00	1,500.00	1,500.00	0.00%
50415	EMPLOYERS FICA EXPENSE	9,918.48	15,900.00	5,981.52	62.38%
50420	GROUP INSURANCE PREMIUM	20,959.20	25,700.00	4,740.80	81.55%
50433	TMRS	11,441.39	17,200.00	5,758.61	66.52%
50545	MAINTENANCE CONTRACTS	0.00	55,000.00	55,000.00	0.00%
50575	DUES/FEES/SUBSCRIPTIONS	3,770.69	25,000.00	21,229.31	15.08%
50590	ENGINEERING FEES	164,550.00	201,800.00	37,250.00	81.54%
50592	EQUIPMENT & SUPPLIES	2,353.98	15,000.00	12,646.02	15.69%
50593	TRAVEL, TRAINING, SCHOOLS	0.00	1,500.00	1,500.00	0.00%
50595	FUEL & LUBRICANTS	1,464.34	8,000.00	6,535.66	18.30%
50630	M & R - BUILDING	0.00	5,000.00	5,000.00	0.00%
50685	M & R VEHICLES	242.18	6,500.00	6,257.82	3.73%
50765	OTHER EXPENSE	37.57	2,500.00	2,462.43	1.50%
50800	SAFETY EQUIPMENT/SUPPLIES	58.97	2,500.00	2,441.03	2.36%
50830	UNIFORMS	0.00	2,000.00	2,000.00	0.00%
50853	STREET STRIPING	22,000.00	110,000.00	88,000.00	20.00%
50854	STREET PATCHING CONTRACT	17,299.50	140,000.00	122,700.50	12.36%
50855	STREET PATCHING MATERIALS	25,530.00	107,000.00	81,470.00	23.86%
50856	DRAINAGE	26,750.78	32,800.00	6,049.22	81.56%
50857	TRAFFIC SIGN CONTRACT	2,800.00	25,000.00	22,200.00	11.20%
50858	TRAFFIC SIGN MATERIALS	564.54	50,000.00	49,435.46	1.13%
50859	LITTER CONTROL CONTRACT	23,800.00	60,000.00	36,200.00	39.67%
50865	ROW MAINTENANCE	193,869.74	240,000.00	46,130.26	80.78%

CITY OF HORSESHOE BAY
02- GENERAL FUND
MAY 2025

Account Code	Account Title	YTD Actual	Total Budget	Remaining Budget	% of Budget
50867	GOLDEN NUGGET NATURE PARK	10,300.00	10,600.00	300.00	97.17%
50868	MARTIN PARK	1,133.01	13,000.00	11,866.99	8.72%
50869	STORM DAMAGE CLEANUP	0.00	10,000.00	10,000.00	0.00%
50872	HIKING TRAIL PARK	<u>2,300.00</u>	<u>6,500.00</u>	<u>4,200.00</u>	<u>35.38%</u>
Total 9600	PUBLIC WORKS	676,142.45	1,396,600.00	720,457.55	48.41%
9800	MOWING & CLEARING				
50863	LOT MOWING	309,012.09	600,000.00	290,987.91	51.50%
50864	LOT CLEARING	<u>1,750.00</u>	<u>10,000.00</u>	<u>8,250.00</u>	<u>17.50%</u>
Total 9800	MOWING & CLEARING	310,762.09	610,000.00	299,237.91	50.94%
9995	TRANSFER EXPENDITURES				
58001	XFER TO - UTILITY FUND	13,000.00	13,000.00	0.00	0.00%
58007	XFER TO - CAP PROJ FUND	67,759.45	4,351,725.00	4,283,965.55	1.56%
58021	XFER TO - REPLACE FUND	<u>0.00</u>	<u>200,000.00</u>	<u>200,000.00</u>	<u>0.00%</u>
Total 9995	TRANSFER EXPENDITURES	80,759.45	4,564,725.00	4,483,965.55	1.77%
Total 50000	TOTAL EXPENDITURES	<u>7,914,930.67</u>	<u>17,290,901.00</u>	<u>9,375,970.33</u>	<u>45.78%</u>
TOTAL REVENUE OVER/(UNDER) EXPENDITURES		<u>4,407,894.93</u>	<u>(2,691,235.00)</u>	<u>(7,099,129.93)</u>	

**CITY OF HORSESHOE BAY
04 - ESCONDIDO PID
MAY 2025**

Account Code	Account Title	YTD Actual	Total Budget	Remaining Budget	% of Budget
	BEGINNING FUND BALANCE AT 10/1/2024	885,326.00	885,326.00		
9900	REVENUES				
1000					
40220	INTEREST INCOME	23,184.09	36,387.00	13,202.91	63.72%
40180	INTEREST INCOME	0.00	0.00	0.00	0.00%
40224	PID ASSESSMENT	<u>309,897.07</u>	<u>359,500.00</u>	<u>49,602.93</u>	<u>86.20%</u>
	TOTAL REVENUES	<u>333,081.16</u>	<u>395,887.00</u>	<u>62,805.84</u>	<u>84.14%</u>
1000	EXPENDITURES				
50622	INTEREST PAYMENT	76,777.50	77,488.00	710.50	99.08%
50690	PRINCIPAL PAYMENT	230,000.00	230,000.00	0.00	100.00%
50840	ADMINISTRATIVE FEES	<u>16,245.50</u>	<u>28,760.00</u>	<u>12,514.50</u>	<u>56.49%</u>
	TOTAL EXPENDITURES	<u>323,023.00</u>	<u>336,248.00</u>	<u>13,225.00</u>	<u>96.07%</u>
	TOTAL REVENUE OVER/(UNDER) EXPENDITURES	<u>10,058.16</u>	<u>59,639.00</u>	<u>49,580.84</u>	
	ENDING FUND BALANCE	895,384.16	944,965.00		
		AT 05/31/2025	AT 05/31/2025		

**CITY OF HORSESHOE BAY
05 - SUMMIT ROCK PID
MAY 2025**

Account Code	Account Title	YTD Actual	Total Budget	Remaining Budget	% of Budget
	BEGINNING FUND BALANCE AT 10/1/2024	(3,438,339.00)	(3,438,339.00)		
9900	REVENUES				
1000					
40220	INTEREST INCOME	3,372.44	7,000.00	3,627.56	48.18%
40224	PID ASSESSMENT	<u>490,661.35</u>	<u>516,600.00</u>	<u>25,938.65</u>	<u>94.98%</u>
	TOTAL REVENUES	<u>494,033.79</u>	<u>523,600.00</u>	<u>29,566.21</u>	<u>94.35%</u>
1000	EXPENDITURES				
50622	INTEREST PAYMENT	126,225.56	191,600.00	65,374.44	65.88%
50690	PRINCIPAL PAYMENT	236,899.83	325,000.00	88,100.17	72.89%
58001	XFER TO - UTILITIES FUND	0.00	0.00	0.00	0.00%
58999	XFER TO - FUND BALANCE	<u>0.00</u>	<u>0.00</u>	<u>0.00</u>	<u>0.00%</u>
	TOTAL EXPENDITURES	<u>363,125.39</u>	<u>516,600.00</u>	<u>153,474.61</u>	<u>70.29%</u>
	TOTAL REVENUE OVER/(UNDER) EXPENDITURES	<u>130,908.40</u>	<u>7,000.00</u>	<u>(123,908.40)</u>	
	ENDING FUND BALANCE	(3,307,430.60) AT 05/31/2025	(3,431,339.00) AT 05/31/2025		

**CITY OF HORSESHOE BAY
06 - ASSET FORFEITURES**

Account Code	Account Title	YTD Actual	Total Budget	Remaining Budget	% of Budget
	BEGINNING FUND BALANCE AT 10/1/2024	0.00	0.00		
9900	REVENUES				
8000					
40169	INTEREST INCOME	0.00	0.00	0.00	0.00%
48999	XFER FROM - FUND BALANCE	<u>0.00</u>	<u>0.00</u>	<u>0.00</u>	<u>0.00%</u>
	TOTAL REVENUES	<u>0.00</u>	<u>0.00</u>	<u>0.00</u>	<u>0.00%</u>
	EXPENDITURES				
1000					
50592	EQUIPMENT/SUPPLIES	<u>0.00</u>	<u>0.00</u>	<u>0.00</u>	<u>0.00%</u>
	TOTAL EXPENDITURES	<u>0.00</u>	<u>0.00</u>	<u>0.00</u>	<u>0.00%</u>
	TOTAL REVENUE OVER/(UNDER) EXPENDITURES	<u>0.00</u>	<u>0.00</u>	<u>0.00</u>	
	ENDING FUND BALANCE	0.00	0.00		
		AT 05/31/2025	AT 05/31/2025		

CITY OF HORSESHOE BAY
07 - CAPITAL PROJECTS
MAY 2025

Account Code	Account Title	YTD Actual	Total Budget	Remaining Budget	% of Budget
	BEGINNING FUND BALANCE AT 10/1/2024	16,193,203.00	16,193,203.00		
9900					
9999	REVENUES				
40195	XFER IN - COURT TECH/SECY	0.00	21,280.00	21,280.00	0.00%
40220	INTEREST INCOME	421,850.40	543,965.00	122,114.60	77.55%
40300	BOND PROCEEDS	0.00	5,346,000.00	5,346,000.00	0.00%
40301	BOND PREMIUM	0.00	216,000.00	216,000.00	0.00%
40310	TRANSFER IN - GEN	67,759.45	4,351,725.00	4,283,965.55	1.56%
48999	XFER FROM - FUND BALANCE	<u>243,980.61</u>	<u>204,800.00</u>	<u>(39,180.61)</u>	<u>119.13%</u>
	TOTAL REVENUES	<u>733,590.46</u>	<u>10,683,770.00</u>	<u>9,950,179.54</u>	<u>6.87%</u>
9999	EXPENDITURES				
57001	CP - CITY CENTER - SOFT COSTS	179,394.33	422,429.00	243,034.67	42.47%
57002	CP - FIRE STATION - SOFT COSTS	73,124.50	197,962.00	124,837.50	36.94%
57003	CP - STREET SEAL COAT	0.00	900,000.00	900,000.00	0.00%
57004	CP - STREET RECONSTRUCTION	1,700,535.94	4,000,000.00	2,299,464.06	42.51%
57005	CP - PARK IMPROVEMENTS	75,692.45	75,692.00	(0.45)	100.00%
57005	CP- CITY CENTER LANDSCAPING	0.00	150,000.00	150,000.00	0.00%
57006	CP - CITY HALL REPAIRS	0.00	292,500.00	292,500.00	0.00%
57008	CP - CITY CENTER - HARD COSTS	4,233,277.74	11,127,179.00	6,893,901.26	38.04%
57009	CP- FIRE STATION #2 - HARD COSTS	1,064,494.36	3,916,881.00	2,852,386.64	27.18%
58001	XFER TO - UTILITIES FUND	1,418,067.27	3,100,000.00	1,681,932.73	45.74%
50930	BOND ISSURANCE COSTS	<u>0.00</u>	<u>162,000.00</u>	<u>162,000.00</u>	<u>0.00%</u>
	TOTAL EXPENDITURES	<u>8,744,586.59</u>	<u>24,344,643.00</u>	<u>15,600,056.41</u>	<u>35.92%</u>
	TOTAL REVENUE OVER/(UNDER) EXPENDITURES	<u>(8,010,996.13)</u>	<u>(13,660,873.00)</u>	<u>(5,649,876.87)</u>	
	ENDING FUND BALANCE	8,182,206.87	2,532,330.00		
		AT 05/31/2025	AT 05/31/2025		

CITY OF HORSESHOE BAY
08 - DEBT SERVICE
MAY 2025

Account Code	Account Title	YTD Actual	Total Budget	Remaining Budget	% of Budget
	BEGINNING FUND BALANCE AT 10/1/2024	163,469.00	163,469.00		
	REVENUES				
7000	TAX				
40150	PROPERTY TAX (I&S)	2,868,153.89	2,931,888.00	63,734.11	97.83%
40152	PENALTY & INTEREST (I&S)	<u>14,160.07</u>	<u>16,000.00</u>	<u>1,839.93</u>	<u>88.50%</u>
Total 7000	TAX	2,882,313.96	2,947,888.00	65,574.04	97.78%
9900	OTHER INCOME				
40220	INTEREST INCOME	<u>36,647.28</u>	<u>50,000.00</u>	<u>13,352.72</u>	<u>73.29%</u>
Total 9900	OTHER INCOME	36,647.28	50,000.00	13,352.72	73.29%
Total 40000	TOTAL REVENUES	<u>2,918,961.24</u>	<u>2,997,888.00</u>	<u>78,926.76</u>	<u>97.37%</u>
	EXPENDITURES				
9994	DEBT SERVICE				
50521	2014 SERIES INTEREST	47,445.00	123,871.00	76,426.00	38.30%
50522	2014 SERIES PRINCIPAL	185,000.00	185,000.00	0.00	100.00%
50523	2016 SERIES INTEREST	4,500.00	9,000.00	4,500.00	50.00%
50524	2016 SERIES PRINCIPAL	0.00	110,000.00	110,000.00	0.00%
50529	2020 SERIES REF PRINCIPAL	320,000.00	320,000.00	0.00	100.00%
50530	2020 SERIES REF INTEREST	36,675.00	70,150.00	33,475.00	52.28%
50531	2020 SERIES INTEREST	34,000.00	68,000.00	34,000.00	50.00%
50532	2020 SERIES PRINCIPAL	0.00	185,000.00	185,000.00	0.00%
50533	BOND AGENT FEES	1,003.12	1,544.00	540.88	64.97%
50534	2022 SERIES - INTEREST	84,343.75	168,688.00	84,344.25	50.00%
50535	2022 SERIES - PRINCIPAL	0.00	135,000.00	135,000.00	0.00%
50537	2023 SERIES - INTEREST	170,956.26	341,913.00	170,956.74	50.00%
50538	2023 SERIES - PRINCIPAL	0.00	130,000.00	130,000.00	0.00%
50539	2024 SERIES - INTEREST	357,859.73	539,310.00	181,450.27	66.36%
50542	2025 SERIES - PRINCIPAL	0.00	545,957.00	545,957.00	0.00%
50998	ISSUANCE COSTS	<u>0.00</u>	<u>0.00</u>	<u>0.00</u>	<u>0.00%</u>
Total 9994	DEBT SERVICE	1,241,782.86	2,933,433.00	1,691,650.14	42.33%
Total 50000	TOTAL EXPENDITURES	<u>1,241,782.86</u>	<u>2,933,433.00</u>	<u>1,691,650.14</u>	<u>42.33%</u>
	TOTAL REVENUE OVER/(UNDER) EXPENDITURES	<u>1,677,178.38</u>	<u>64,455.00</u>	<u>(1,612,723.38)</u>	
	ENDING FUND BALANCE	1,840,647.38	227,924.00		
		AT 05/31/2025	AT 05/31/2025		

CITY OF HORSESHOE BAY
16 - CHILD SAFETY
MAY 2025

Account Code	Account Title	YTD Actual	Total Budget	Remaining Budget	% of Budget
	BEGINNING FUND BALANCE AT 10/1/2024	29,887.00	29,887.00		
9999	REVENUES				
40200	CHILD SAFETY FEE	<u>10,609.49</u>	<u>6,000.00</u>	<u>(4,609.49)</u>	<u>176.82%</u>
Total 40000	TOTAL REVENUES	<u>10,609.49</u>	<u>6,000.00</u>	<u>(4,609.49)</u>	<u>176.82%</u>
9999	EXPENDITURES				
50820	CHILD SAFETY FUND EXPENSE	<u>6,000.00</u>	<u>6,000.00</u>	<u>0.00</u>	<u>100.00%</u>
Total 50000	TOTAL EXPENDITURES	<u>6,000.00</u>	<u>6,000.00</u>	<u>0.00</u>	<u>100.00%</u>
	TOTAL REVENUE OVER/(UNDER) EXPENDITURES	<u>4,609.49</u>	<u>0.00</u>	<u>(4,609.49)</u>	
	ENDING FUND BALANCE	34,496.49	29,887.00		
		AT 05/31/2025	AT 05/31/2025		

**CITY OF HORSESHOE BAY
17 - COURT TECHNOLOGY
MAY 2025**

Account Code	Account Title	YTD Actual	Total Budget	Remaining Budget	% of Budget
	BEGINNING FUND BALANCE AT 10/1/2024	7,757.00	7,757.00		
9999	REVENUES				
40196	COURT TECHNOLOGY FEES	<u>758.89</u>	<u>1,500.00</u>	<u>741.11</u>	<u>50.59%</u>
Total 40000	TOTAL REVENUES	<u>758.89</u>	<u>1,500.00</u>	<u>741.11</u>	<u>50.59%</u>
9999	EXPENDITURES				
50821	COURT TECHNOLOGY FUND EXPENSE	1,560.01	2,000.00	439.99	78.00%
58999	XFR TO CAPITAL	0.00	7,323.00	7,323.00	0.00%
Total 50000	TOTAL EXPENDITURES	<u>1,560.01</u>	<u>9,323.00</u>	<u>7,762.99</u>	<u>16.73%</u>
	TOTAL REVENUE OVER/(UNDER) EXPENDITURES	<u>(801.12)</u>	<u>(7,823.00)</u>	<u>(7,021.88)</u>	
	ENDING FUND BALANCE	6,955.88	(66.00) NEGATIVE FUND BALANCE TO BE ADDRESSED BUDGET AMENDMENT #3		
		AT 05/31/2025	AT 05/31/2025		

CITY OF HORSESHOE BAY
18 - COURT SECURITY
MAY 2025

Account Code	Account Title	YTD Actual	Total Budget	Remaining Budget	% of Budget
	BEGINNING FUND BALANCE AT 10/1/2024	12,958.00	12,958.00		
9999	REVENUES				
40197	COURT SECURITY FEES	<u>922.04</u>	<u>2,000.00</u>	<u>1,077.96</u>	<u>46.10%</u>
Total 40000	TOTAL REVENUES	<u>922.04</u>	<u>2,000.00</u>	<u>1,077.96</u>	<u>46.10%</u>
9999	EXPENDITURES				
50822	COURT SECURITY FEE EXPENSE	0.00	500.00	500.00	0.00%
58999	XFR TO CAPITAL	0.00	13,957.00	13,957.00	0.00%
Total	TOTAL EXPENDITURES	<u>0.00</u>	<u>14,457.00</u>	<u>14,457.00</u>	<u>0.00%</u>
	TOTAL REVENUE OVER/(UNDER) EXPENDITURES	<u>922.04</u>	<u>(12,457.00)</u>	<u>(13,379.04)</u>	
	ENDING FUND BALANCE	13,880.04	501.00		
		AT 05/31/2025	AT 05/31/2025		

**CITY OF HORSESHOE BAY
19 - IMPACT FEE
MAY 2025**

Account Code	Account Title	YTD Actual	Total Budget	Budget	% of Budget
	BEGINNING FUND BALANCE AT 10/1/2024	583,388.00	583,388.00		
9999	REVENUES				
40195	IMPACT FEES	<u>0.00</u>	<u>2,250,000.00</u>	<u>2,250,000.00</u>	<u>0.00%</u>
Total 40000	TOTAL REVENUES	0.00	2,250,000.00	2,250,000.00	0.00%
	EXPENDITURES				
9999					
50969	CAP OUT - WATER PLANT IMPROVEMENT	0.00	916,612.00	916,612.00	0.00%
58001	XFER TO UTILITY FUND	<u>0.00</u>	<u>583,388.00</u>	<u>583,388.00</u>	<u>0.00%</u>
Total 50000	TOTAL EXPENDITURES	0.00	1,500,000.00	1,500,000.00	0.00%
	TOTAL REVENUE OVER/(UNDER) EXPENDITURES	<u>0.00</u>	<u>750,000.00</u>	<u>750,000.00</u>	
	ENDING FUND BALANCE	583,388.00	1,333,388.00		
		AT 05/31/2025	AT 05/31/2025		

**CITY OF HORSESHOE BAY
21 - VEHICLE/EQUIP REPLACEMENT
MAY 2025**

Account Code	Account Title	YTD Actual	Total Budget	Remaining Budget	% of Budget
	BEGINNING FUND BALANCE AT 10/1/2024	200,000.00	200,000.00		
	REVENUES				
2121					
48002	XFER FROM - GENERAL FUND	<u>0.00</u>	<u>200,000.00</u>	<u>200,000.00</u>	<u>0.00%</u>
	TOTAL REVENUES	<u>0.00</u>	<u>200,000.00</u>	<u>200,000.00</u>	<u>0.00%</u>
	EXPENDITURES				
2121					
58999	XFER FROM - GENERAL FUND	<u>0.00</u>	<u>0.00</u>	<u>0.00</u>	<u>0.00%</u>
	TOTAL EXPENDITURES	<u>0.00</u>	<u>0.00</u>	<u>0.00</u>	<u>0.00%</u>
	TOTAL REVENUE OVER/(UNDER) EXPENDITURES	<u>0.00</u>	<u>200,000.00</u>	<u>200,000.00</u>	
	ENDING FUND BALANCE	200,000.00	400,000.00		
		AT 05/31/2025	AT 05/31/2025		

Account Code	Account Title	YTD Actual	Total Budget	Remaining Budget	% of Budget
UTLITY FUND CAPITAL EXPENDITURES					
50955	CAPITAL OUTLAY - MACHINE & EQUIPMENT				
023	WATER METER REPLACEMENT & AMI SYSTEM UPGRADE	76,946.12	110,000.00	33,053.88	69.95%
327	HEAVY EQUIPMENT REPLACEMENT	114,944.33	140,000.00	25,055.67	82.10%
328	REPLACE OBSOLETE GRINDER SYSTEMS	0.00	90,000.00	90,000.00	0.00%
350	WATER/WASTEWATER MAIN REPLACEMENT PRG (FIELD ONLY)	0.00	60,000.00	60,000.00	0.00%
999	EMERGENCY EQUPMENT REPLACEMENT	<u>0.00</u>	<u>60,000.00</u>	<u>60,000.00</u>	<u>0.00%</u>
Total 50955	MACHINE AND EQUIPMENT	191,890.45	460,000.00	268,109.55	41.72%
50956	CAPITAL OUTLAY - VEHICLES				
320	REPLACEMENT VEHICLE	168,107.00	175,000.00	6,893.00	96.06%
435	UTILITY TRAILER	<u>9,450.00</u>	<u>35,000.00</u>	<u>25,550.00</u>	<u>27.00%</u>
Total 50956	VEHICLES	177,557.00	210,000.00	32,443.00	84.55%
50959	CAPITAL OUTLAY - BUILDING & IMPROVEMENT				
351	OLD CITY HALL IMPROVEMENTS	0.00	92,500.00	92,500.00	0.00%
415	EXPANSION AND REDESIGN OF RECLAMATION CENTER	118,449.90	124,900.00	6,450.10	94.84%
425	UTILITY/PUBLIC WORKS CENTER (LAND PURCHASE)	0.00	213,200.00	213,200.00	0.00%
450	DROUGHT RESISTANT GARDEN	<u>0.00</u>	<u>17,067.00</u>	<u>17,067.00</u>	<u>0.00%</u>
Total 50959	BUILDING AND IMPROVEMENTS	118,449.90	447,667.00	329,217.10	26.46%

Account Code	Account Title	YTD Actual	Total Budget	Remaining Budget	% of Budget
50968	CAPITAL OUTLAY - SEWER LINE IMPROVEMENTS				
352	TRAILS LIFT STATION REHAB	73,819.98	100,000.00	26,180.02	73.82%
353	BACKUP GENERATORS PER TCEQ REQUIREMENTS	0.00	100,000.00	100,000.00	0.00%
465	SLUDGE REMOVAL	<u>249,999.89</u>	<u>250,000.00</u>	<u>0.11</u>	<u>100.00%</u>
Total 50968	SEWER LINE IMPROVEMENTS	323,819.87	450,000.00	126,180.13	71.96%
50969	CAPITAL OUTLAY - WATER PLANT				
077	WEST WATER PLANT ENGINEERING-FY24/FY25 BONDS	76,963.75	417,062.00	340,098.25	18.45%
334	WATER STORAGE TANKS REHAB - FY25/FY26/FY27 - NO BONDS	0.00	75,000.00	75,000.00	0.00%
334	WATER STORAGE TANKS REHAB - FY24/FY25 BONDS	638,025.73	864,426.00	226,400.27	73.81%
336	INTERNET TOWERS-FY24/FY25 - ARPA LLANO COUNTY	62,500.00	320,333.00	257,833.00	19.51%
445	HIGH STORAGE MAIN PIPELINE EXP-FY24/FY25/FY26 BONDS	330,371.99	2,677,926.00	2,347,554.01	12.34%
485/486	CENTRAL WATER PLANT CAP IMPROVEMENTS - BONDS	166,639.60	473,830.00	307,190.40	35.17%
Total 50969	WATER PLANT	1,274,501.07	4,828,577.00	3,554,075.93	26.39%
	TOTAL 01 - UTILITY FUND CAPITAL EXPENDITURES as of 05/31/2025	<u>2,086,218.29</u>	<u>6,396,244.00</u>	<u>4,310,025.71</u>	<u>32.62%</u>

Account Code	Account Title	YTD Actual	Total Budget	Remaining Budget	% of Budget
GENERAL FUND CAPITAL EXPENDITURES					
1000	ADMINISTRATION				
50955-100	EQUIPMENT REPLACEMENT	<u>0.00</u>	<u>0.00</u>	0.00	<u>0.00%</u>
Total 1000	ADMINISTRATION	0.00	0.00	0.00	0.00%
3000	TECHNOLOGY SERVICES				
50955-100	MACHINE/EQUIPMENT	<u>0.00</u>	<u>95.00</u>	95.00	<u>0.00%</u>
Total 3000	TECHNOLOGY SERVICES	0.00	95.00	95.00	0.00%
5000	FIRE				
50956	FIRE CHIEF COMMAND VEHICLE	<u>86,372.76</u>	<u>86,400.00</u>	<u>27.24</u>	<u>99.97%</u>
Total 5000	FIRE	86,372.76	86,400.00	27.24	99.97%
8000	POLICE				
50955	MOTOROLA RADIOS	2,966.96	70,000.00	67,033.04	4.24%
50956-055	REPLACEMENT VEHICLE	<u>109,350.40</u>	<u>128,500.00</u>	<u>19,149.60</u>	<u>85.10%</u>
Total 8000	POLICE	112,317.36	198,500.00	86,182.64	56.58%

Account Code	Account Title	YTD Actual	Total Budget	Remaining Budget	% of Budget
GENERAL FUND CAPITAL EXPENDITURES					
9000	ANIMAL CONTROL				
50956	VEHICLE/DEER TRAP W6 TRAILER	<u>71,819.68</u>	<u>79,000.00</u>	<u>7,180.32</u>	<u>90.91%</u>
Total 9000	ANIMAL CONTROL	71,819.68	79,000.00	7,180.32	90.91%
9600	PUBLIC WORKS				
50956	VEHICLE	0.00	96,000.00	96,000.00	0.00%
50959	BUILDING	<u>0.00</u>	<u>170,839.00</u>	<u>170,839.00</u>	<u>0.00%</u>
Total 9600	PUBLIC WORKS	0.00	266,839.00	266,839.00	0.00%
TOTAL 02 - GENERAL FUND CAPITAL EXPENDITURES as of 05/31/2025		<u>270,509.80</u>	<u>630,834.00</u>	<u>360,324.20</u>	<u>42.88%</u>

CAPITAL FUND EXPENDITURES

Account Code	Account Title	YTD Actual	Total Budget	Remaining Budget	% of Budget
57001	CP - CITY CENTER - SOFT COSTS	179,394.33	422,429.00	243,034.67	42.47%
57002	CP - FIRE STATION #2 - SOFT COSTS	73,124.50	197,962.00	124,837.50	36.94%
57003	CP - STREET SEAL COAT	-	900,000.00	900,000.00	0.00%
57004	CP - STREET RECONSTRUCTION	1,700,535.94	4,000,000.00	2,299,464.06	42.51%
57005	CP - PARK IMPROVEMENTS	75,692.45	75,692.00	(0.45)	100.00%
57005	CP - CITY CENTER LANDSCAPING	-	150,000.00	150,000.00	0.00%
57006	CP - CITY HALL REPAIRS	-	292,500.00	292,500.00	0.00%
57008	CP- CITY CENTER - HARD COST	4,233,277.74	11,127,179.00	6,893,901.26	38.04%
57009	CP - FIRE STATION #2 - HARD COSTS	<u>1,064,494.36</u>	<u>3,916,881.00</u>	<u>2,852,386.64</u>	<u>27.18%</u>
		7,326,519.32	21,082,643.00	13,756,123.68	34.75%
TOTAL 07 - CAPITAL FUND EXPENDITURES as of 05/31/2025		<u>7,326,519.32</u>	<u>21,082,643.00</u>	<u>13,756,123.68</u>	<u>34.75%</u>

III. Capitalization Threshold

The current criteria requiring the capitalization of a fixed asset is a cost or fair market value of \$5,000 or more and a useful life of one year or more.

IV. Building/Facility Improvements

The determination of whether an expenditure to replace part of a building/facility or major equipment associated with a building/facility is considered to be an improvement or a maintenance item shall be addressed on a case-by-case basis. Examples of potential improvements are HVAC, boilers, roofs, etc. In general, any such expenditures exceeding \$50,000 should be considered capitalized improvements, under \$50,000 would be an operating maintenance item.





CITY OF HORSESHOE BAY



Legislative Services May 2025 Activity Report

City Council Activities (4% increase cf. FY24)(15 related bills filed)

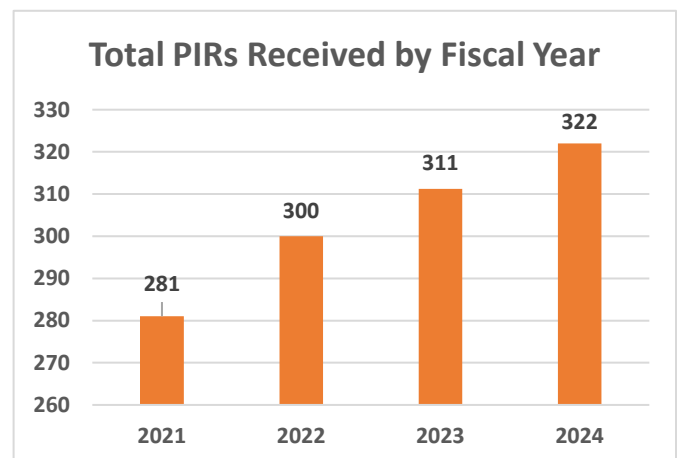
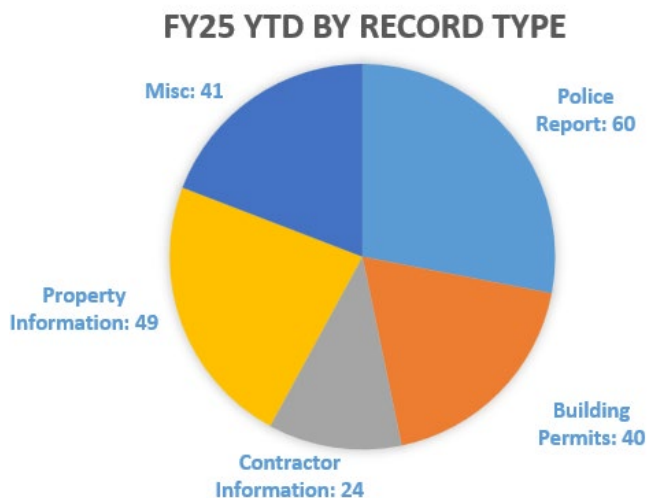
We have processed a **record number** of agenda items in FY25: 343, which is a 5% increase compared to this time last year. The number of agenda items **increased 67% from FY20 to FY25** (YTD). City Council activities include preparing agendas, meeting packets, minutes, presentations, monthly reports, and other documents and researching various topics/laws. This also includes drafting ordinances, resolutions, proclamations, etc. for Legislative Services and other city departments. Each item that is included on a City Council agenda requires LS staff time for preparation prior to the meeting and execution time after the meeting.

	May	FY 2025 YTD
Agendas Prepared/Posted	1	12
Minutes Completed/Approved	3	14

Agenda Items Processed	31	343
Ordinances	5	21
Resolutions	1	20
Proclamations	0	12
Contracts/Agreements	5	19
Policy Revisions	0	2
Other	20	269

Public Information Requests (PIRs) (65 related bills filed)

The city has received 214 public information requests this year. The City receives an average of 27 requests per month, which is high for a city the size of Horseshoe Bay. Staff have responded to requests within 2 days or less 70% of the time. Police and Development Services received the highest number of requests. Other common records requested include building permit data, contractor information, information on specific properties, and administrative records.



Public Information Requests, Continued

The number of public information requests received by the City is growing each year (94% increase from FY20 (166) to FY24 (322)). This upward trend is happening in cities throughout Texas, and the nation, and shows no signs of slowing. We received a record number of requests in FY 2024 (322).

Legislative Services

- Representative Wes Virdell passed a House Resolution to celebrate HSB's 20th Anniversary
- 144 citizens have signed up via the Mayor's "Speak Up" program
- 89th Session ended June 2nd
- 1,231 bills have been sent to the Governor for signature; 260 bills impact cities
- Governor has until June 22nd to sign or veto bills
- Legislative Wrap Up Conference scheduled for June 27th
- Final update on the Session will be provided at the July 8th City Council Workshop

Elections (209 related bills filed)

- Finalizing election contracts with Llano and Burnet Counties
- Drafting ordinances for general and special elections being held in November
- Finalizing the candidate packet for 2025
- Filing period for City Council election: July 21st through August 18th (5:00pm)
- Last day to register to vote for the November election: October 6th
- Revising the City's Election Register to conform to new laws
- Updating the City's Election Information webpages
- Drafting SOP for HSB Elections
- Creating a guide for political signage regulations
- Revising the New Council Member Orientation

Boards/Commissions/Committees

- Application to Serve Updated and Improved
- Drafting SOP for the annual appointment process
- Implementing software for term management, applicant tracking and historical database
- Updating the New Public Official Orientation and Training program

Records and Information Management (273 related bills filed)

- Processed 25 public information requests
- Working with Texas Attorney General and City Attorney on select PIRs
- Member of the 20th Anniversary Planning Committee
- Working with multiple departments to convert the administrative paper records in the city hall hallways to electronic format (or other disposition) prior to the move to the new city center
- Implementation of new Boards/Commission/Committee software ongoing
- Implementation of new PIR software JustFOIA ongoing
- Implementation of email archiving software ArcTitan ongoing
- As Deputy, assisted with City Council meeting in May



CITY OF HORSESHOE BAY



POLICE DEPARTMENT May 2025 AND FY 2025 ACTIVITY REPORT

During the month of May 2025 there were twenty-four (24) new cases reported to our department. The monthly cases consisted of three (3) felony cases, ten (10) misdemeanor cases, eleven (11) non-criminal cases, six (6) traffic accidents, and four (4) arrests. The department cleared nineteen (19) new and old Horseshoe Bay cases for the month. Six (6) residents requested home security watches and local businesses, amenities, and construction sites continued to be checked thoroughly on a daily basis. Overall, the department responded to six hundred seventy-eight (678) calls for service, including twenty-three (23) alarms for the month.

During the month of May 2025, nine (9) new cases were assigned to CID for follow up investigation. Five (5) of those were a misdemeanor grade, and there were two (2) felony level cases. CID conducted two (2) non-criminal investigations which consisted of animal bites. There were six (6) other investigations that consisted of lost property, mental health investigations, missing people and narcotics. A total of one hundred and ten (110) people were interviewed by investigators. These interviews resulted in nineteen (19) witness/victim statements and three (3) confessions. CID obtained two (2) subpoenas and one (1) arrest warrant. CID cleared nineteen (19) active cases during the month. CID personnel conducted three (3) searches and collected thirty-one (31) items of evidence. CID recovered property valued at seven hundred dollars (\$700).

OPERATIONS	MAY 2025	MAY 2024	FYTD 2025	FYTD 2024
PD Calls for Service	678	544	5029	5032
Verbal Warnings	0	195	513	1530
Warnings	226	35	1130	238
Citations	47	30	219	186
Arrest	4	4	31	40
Code Enforcement CFS	2	1	20	39
Traffic Accidents	6	2	29	21
Home Security Watches	6	21	39	110
Alarms	23	39	169	182
Felony Cases	3	6	49	57
Misdemeanor Cases	10	7	73	64
Non-Criminal Cases	11	3	70	56
Total Reports (New)	24	16	192	178
Cases Cleared (Old & New)	19	19	183	161

Response Time: 1.5



CITY OF HORSESHOE BAY



ANIMAL CONTROL May 2024 AND FY 2025 ACTIVITY REPORT

The Animal Control Officer's handled approximately ninety-six (96) calls within the month of May. Seventy-seven (77) of the calls were dispatched through either the Horseshoe Bay Police Department or Marble Falls Police Department, while nineteen (19) of the calls were initiated by the Animal Control Officer.

The above information reflects the number of calls handled but does not include the number of times traps were checked and did not have an animal in them. Police officers assisted or were assisted by the A.C.O. in twelve (12) of the calls for the month of May.

OPERATIONS	MAY 2025	MAY 2024	FYTD 2025	FYTD 2024
Buck Carcasses	8	0	77	10
Doe Carcasses	12	1	69	30
Fawn Carcasses	2	3	2	6
Total Deer Carcasses:	22	4	148	46
Other Carcasses	11	8	111	46
Blue Lake Carcasses	1	0	7	5
Total All Carcasses:	34	12	266	97
Cat related calls	1	1	37	15
Dog related calls	8	8	62	69
Total Other Calls:	52	42	394	280
Total Cat/Dog to HCHS:	1	1	16	11
Total Deer Trapped:	0	N/A	200	N/A
Total Calls for Service:	96	64	775	472



CITY OF HORSESHOE BAY



FIRE DEPARTMENT - MAY REPORT

Horseshoe Bay Fire Department

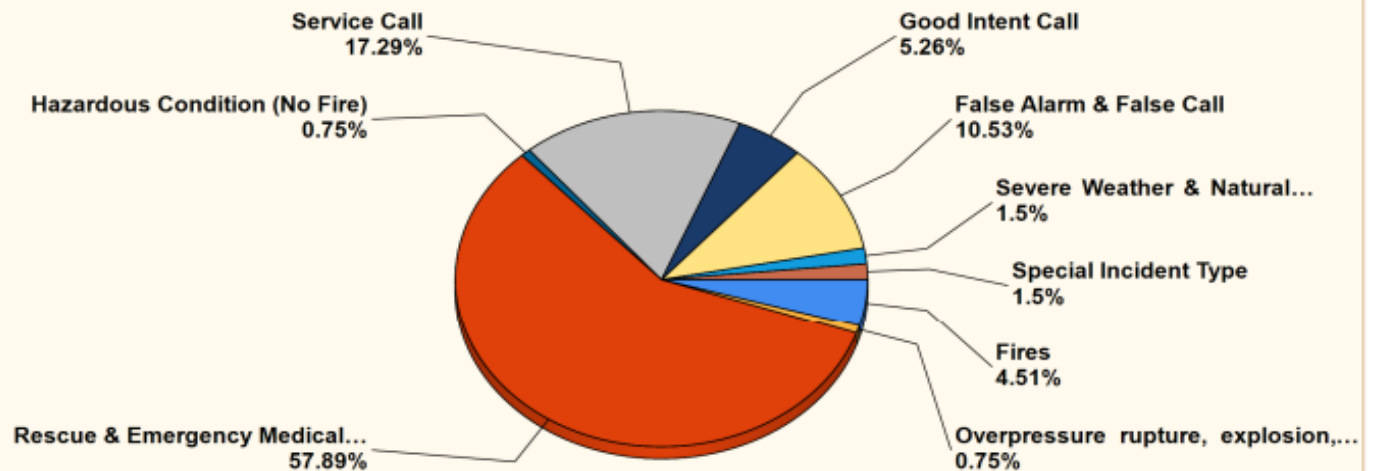
Horseshoe Bay, TX

This report was generated on 6/5/2025 7:49:28 AM



Breakdown by Major Incident Types for Date Range

Zone(s): All Zones | Start Date: 05/01/2025 | End Date: 05/31/2025



MAJOR INCIDENT TYPE	# INCIDENTS	% of TOTAL
Fires	6	4.51%
Overpressure rupture, explosion, overheating - no fire	1	0.75%
Rescue & Emergency Medical Service	77	57.89%
Hazardous Condition (No Fire)	1	0.75%
Service Call	23	17.29%
Good Intent Call	7	5.26%
False Alarm & False Call	14	10.53%
Severe Weather & Natural Disaster	2	1.5%
Special Incident Type	2	1.5%
TOTAL	133	100%

Year-to-date – October 1, 2024 through May 31, 2025

Horseshoe Bay Fire Department

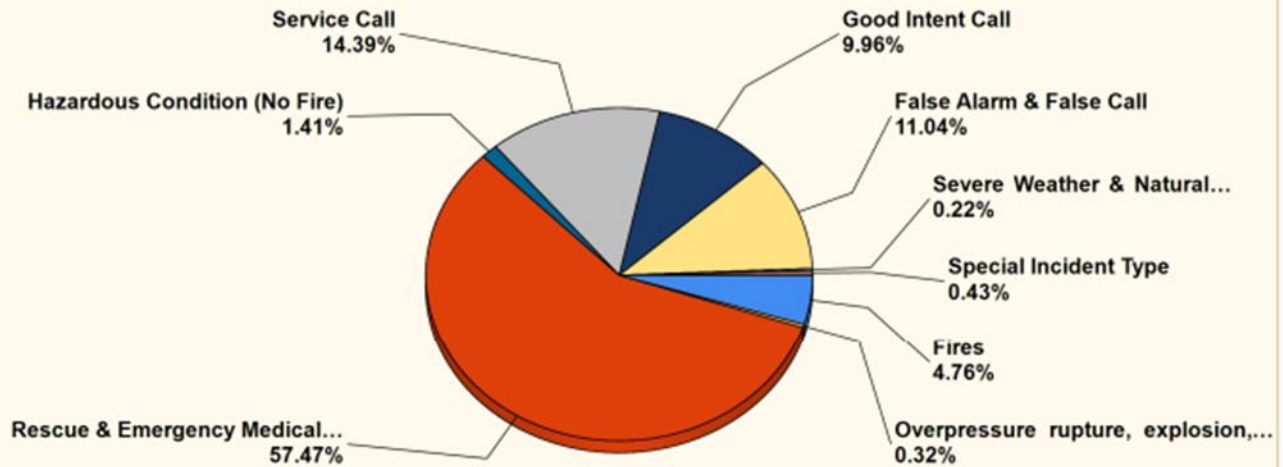
Horseshoe Bay, TX

This report was generated on 6/5/2025 8:05:46 AM



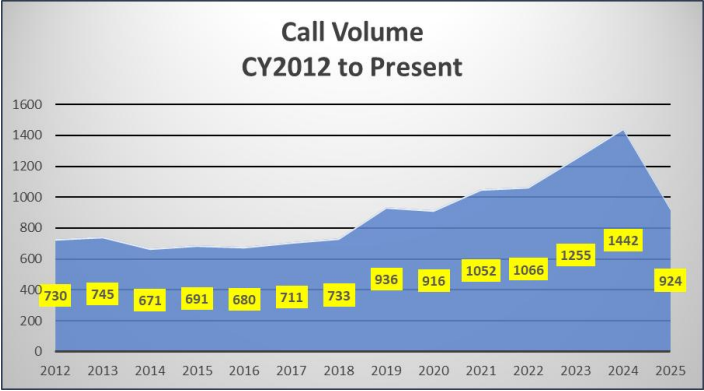
Breakdown by Major Incident Types for Date Range

Zone(s): All Zones | Start Date: 10/01/2024 | End Date: 05/31/2025

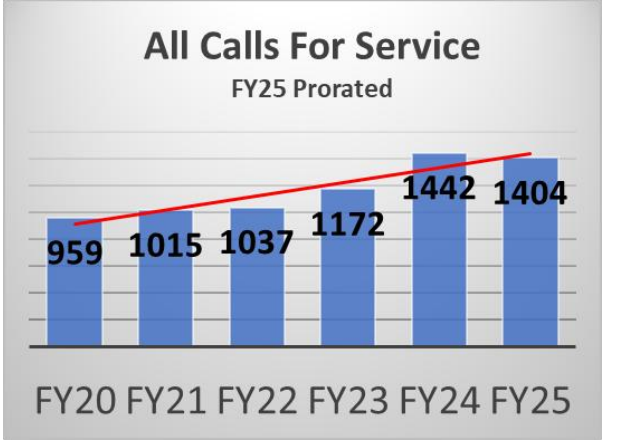
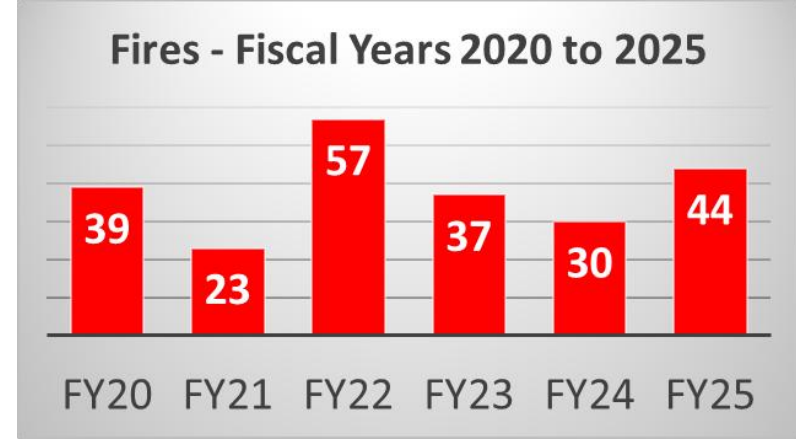
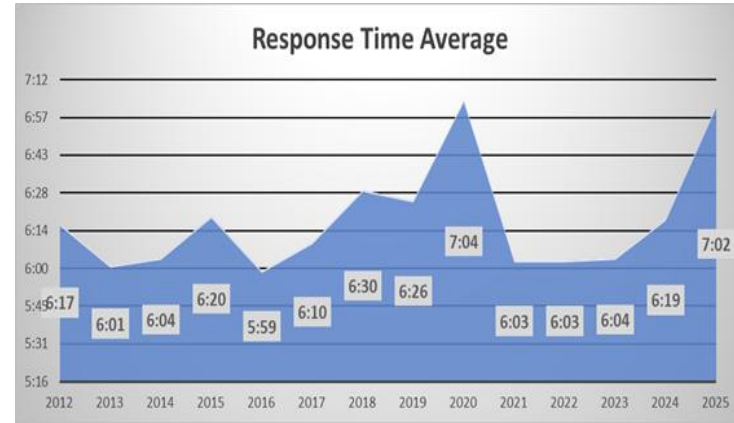
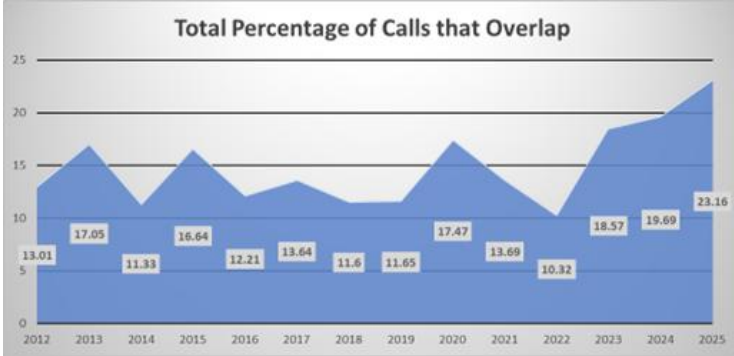


MAJOR INCIDENT TYPE	# INCIDENTS	% of TOTAL
Fires	44	4.76%
Overpressure rupture, explosion, overheating - no fire	3	0.32%
Rescue & Emergency Medical Service	531	57.47%
Hazardous Condition (No Fire)	13	1.41%
Service Call	133	14.39%
Good Intent Call	92	9.96%
False Alarm & False Call	102	11.04%
Severe Weather & Natural Disaster	2	0.22%
Special Incident Type	4	0.43%
TOTAL	924	100%

By The Numbers



Total/Mo		FY15	FY16	FY17	FY18	FY19	FY20	FY21	FY22	FY23	FY24	FY25
		699	665	729	688	898	960	1015	1037	1172	1442	924
802	OCT	56	50	53	70	61	64	64	70	85	117	112
830	NOV	50	56	76	45	58	95	68	71	94	116	101
795	DEC	60	52	44	40	81	79	62	90	81	110	96
842	JAN	53	42	77	52	63	83	61	90	84	121	116
901	FEB	43	46	62	51	73	77	136	82	80	120	131
923	MAR	68	75	71	58	94	70	99	80	88	101	119
924	APR	53	61	73	67	83	74	83	79	113	122	116
997	MAY	72	50	61	56	105	76	77	99	142	126	133
785	JUN	53	63	50	62	69	66	114	79	103	126	
895	JUL	73	62	51	65	73	101	91	111	122	146	
786	AUG	62	57	54	68	70	99	93	92	75	116	
749	SEP	56	51	57	54	68	76	67	94	105	121	



Mutual Aid-Automatic Aid Given – May 2025

Horseshoe Bay Fire Department

Horseshoe Bay, TX

This report was generated on 6/5/2025 11:14:16 AM



Mutual or Automatic Aid Given for Date Range

Start Date: 05/01/2025 | End Date: 05/31/2025

INCIDENT NUMBER	INCIDENT DATE	LOCATION	AID TYPE	AGENCY FDID - AGENCY NAME
2025-495	05/04/2025	4320 W FM	Mutual aid given	BP105 - Cottonwood Volunteer Fire Department 027003 - Marble Falls Area EMS
2025-503	05/07/2025	5004 W FM	Mutual aid given	027003 - Marble Falls Area EMS
2025-513	05/08/2025	849 S US	Mutual aid given	027003 - Marble Falls Area EMS BP408 - Marble Falls Fire Rescue
2025-542	05/15/2025	641 Cypress LN	Mutual aid given	027003 - Marble Falls Area EMS BP406 - Marble Falls Area Volunteer Fire Department BP408 - Marble Falls Fire Rescue
2025-543	05/15/2025	641 CYPRESS LN	Mutual aid given	BP105 - Cottonwood Volunteer Fire Department
2025-546	05/16/2025	853 MAGNOLIA LN	Mutual aid given	027003 - Marble Falls Area EMS
2025-612	05/30/2025	Hwy 281	Mutual aid given	027003 - Marble Falls Area EMS BP408 - Marble Falls Fire Rescue

Mutual Aid – Automatic Aid Received – May 2025

Horseshoe Bay Fire Department

Horseshoe Bay, TX

This report was generated on 6/5/2025 11:15:56 AM



Mutual or Automatic Aid Received for Date Range

Start Date: 05/01/2025 | End Date: 05/31/2025

INCIDENT NUMBER	INCIDENT DATE	LOCATION	AID TYPE	AGENCY FDID - AGENCY NAME
-----------------	---------------	----------	----------	---------------------------

No mutual aid was received in May.



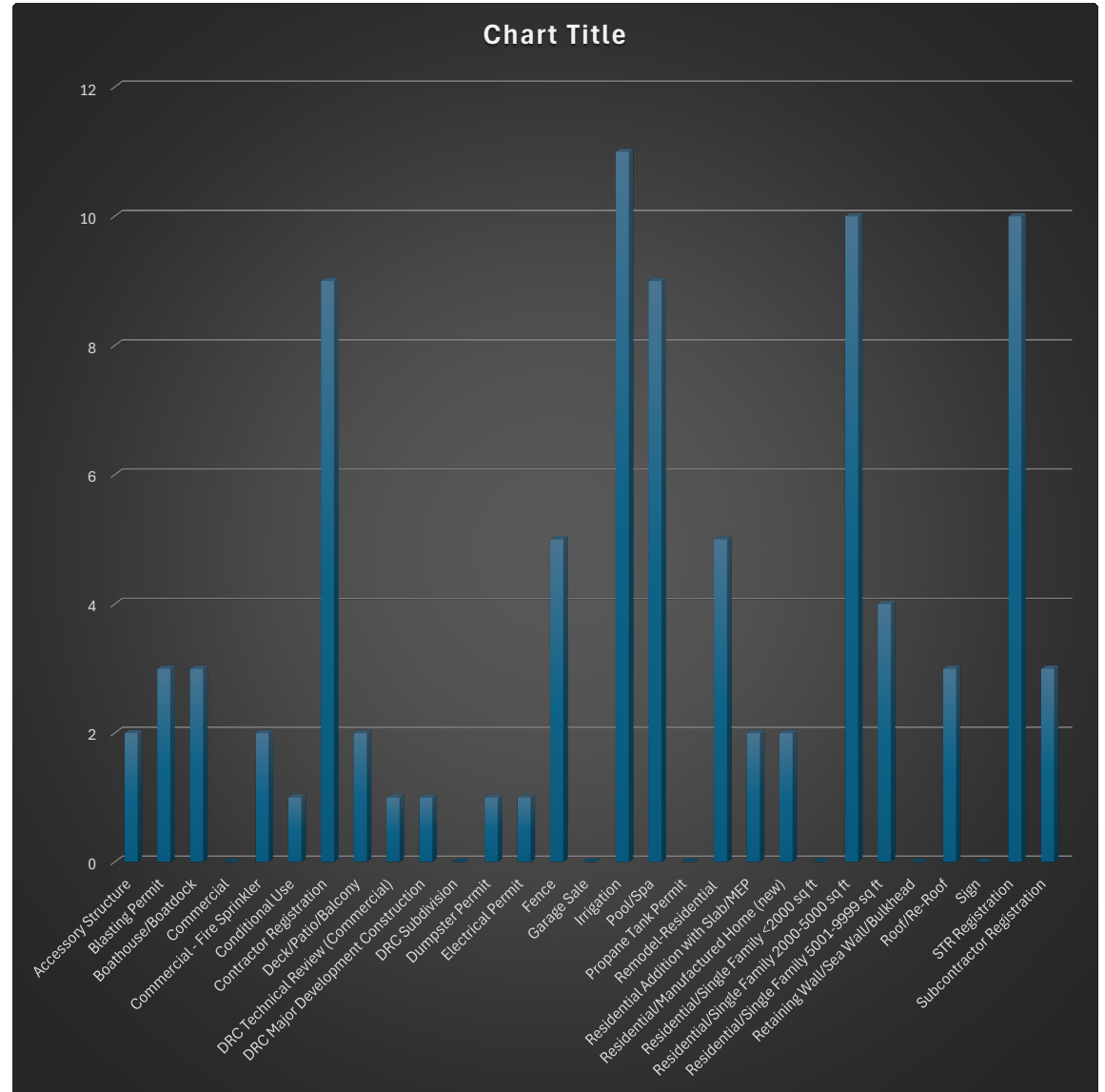
Development Services Department

All Activity

May

2025

Type	Count
Accessory Structure	2
Blasting Permit	3
Boathouse/Boatdock	3
Commercial	0
Commercial - Fire Sprinkler	2
Conditional Use	1
Contractor Registration	9
Deck/Patio/Balcony	2
DRC Technical Review (Commercial)	1
DRC Major Development Construction	1
DRC Subdivision	0
Dumpster Permit	1
Electrical Permit	1
Fence	5
Garage Sale	0
Irrigation	11
Pool/Spa	9
Propane Tank Permit	0
Remodel-Residential	5
Residential Addition with Slab/MEP	2
Residential/Manufactured Home (new)	2
Residential/Single Family <2000 sq ft	0
Residential/Single Family 2000-5000 sq ft	10
Residential/Single Family 5001-9999 sq ft	4
Retaining Wall/Sea Wall/Bulkhead	0
Roof/Re-Roof	3
Sign	0
STR Registration	10
Subcontractor Registration	3
Total	90



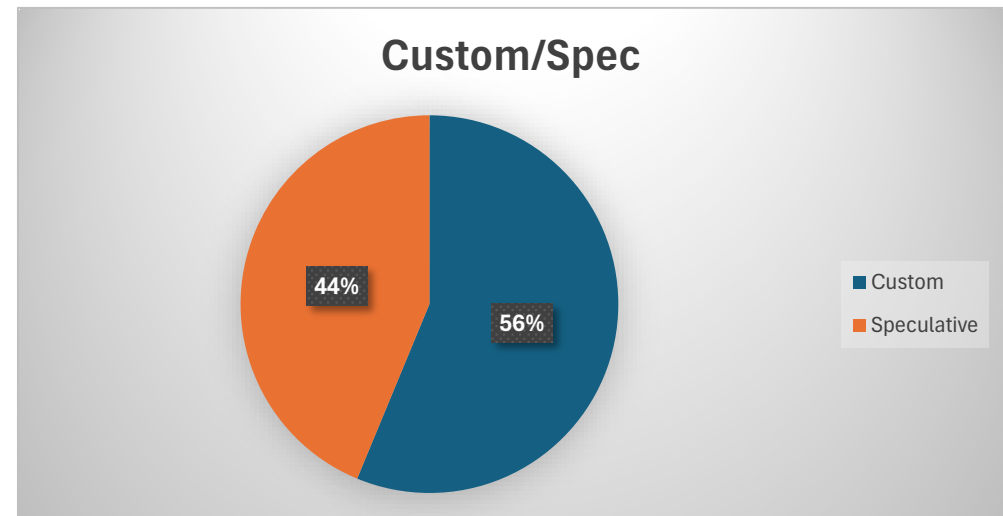
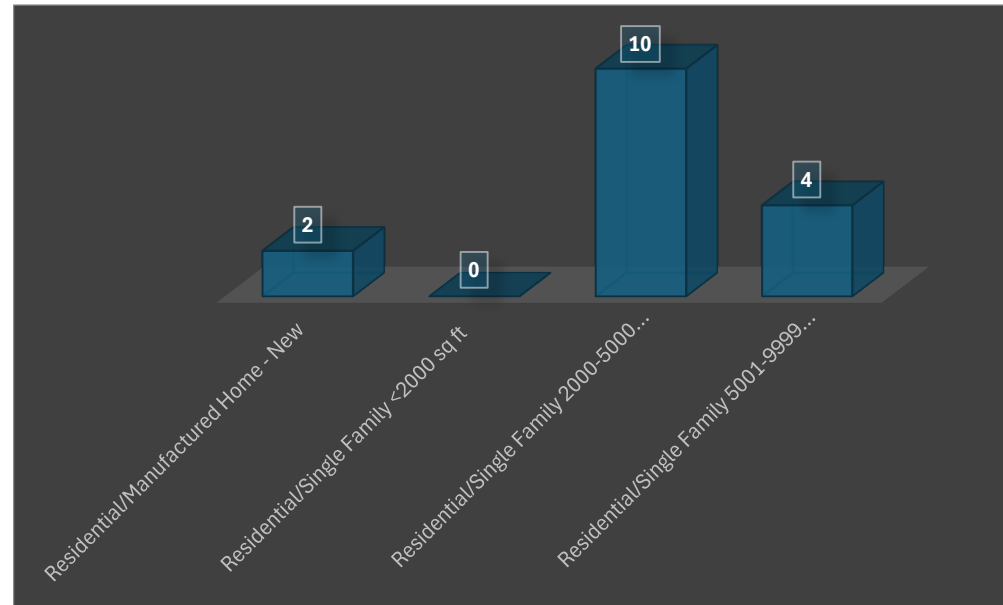


Development Services Department
Residential Construction Site Activity
May 2025

Type	Count
Residential/Manufactured Home - New	2
Residential/Single Family <2000 sq ft	0
Residential/Single Family 2000-5000 sq ft	10
Residential/Single Family 5001-9999 sq ft	4
Total	16

Custom	9
Speculative	7

1.73 x Population Added	27.68
--------------------------------	--------------



May 2025
Residential Construction Site Tracking Report (138 Permits)

Permit #	Contact	Property	Permit Type	Issued Date	Expired Date	Subdivision	Residential Type
H23224-060721-01	Field Construction, Inc.	2808 Aurora	Residential/Single Family 2000-5000 sq ft	6/7/2021	12/7/2022	Proper	Spec
LE23-A-031621-01	Jeff Jackson Custom Homes, Inc.	1505 Apache Tears	Residential/Single Family 5001-9999 sq ft	3/16/2021	3/16/2023	Lago Escondido	Custom
W05031-050422-01	Texas Custom Homes	1902 Bay West Blvd	Residential/Single Family 2000-5000 sq ft	5/4/2022	11/4/2023	West	Spec
H25009-081622-01	M-CON, LLC	107 Keel Way	Residential/Single Family 2000-5000 sq ft	8/16/2022	2/16/2024	Proper	Custom
H21060B-052423-01	Turrentine Properties, Inc.	701 Hi Circle N Unit B	Multi-Family Residential Townhome	5/24/2023	11/24/2024	Proper	Spec
H21060-052423-01	Turrentine Properties, Inc.	701 Hi Circle N Unit C	Multi-Family Residential Townhome	5/24/2023	11/24/2024	Proper	Spec
H21060A-052523-01	Turrentine Properties, Inc.	701 Hi Circle N A	Multi-Family Residential Townhome	5/25/2023	11/25/2024	Proper	Spec
2024-154-01	HRH Construction Co. Inc.	1305 Hi Circle N Unit A	Residential/Single Family <2000 sq ft	2/12/2024	2/12/2025	Proper	Duplex
2024-155-01	HRH Construction Co. Inc.	1305 Hi Circle N Unit B	Residential/Single Family <2000 sq ft	2/12/2024	2/12/2025	Proper	Duplex
ES164-030623-01	Allen and Lucchi, RLLP	125 Plaza Escondido	Residential/Single Family 5001-9999 sq ft	3/6/2023	3/6/2025	Escondido	Spec
K14042-042224-01	Wilfong Construction	1007 Dew Drop	Residential/Single Family <2000 sq ft	4/22/2024	4/22/2025	South	Spec
ES178-102323-01	Bentley Custom Homes	369 La Serena Loop	Residential/Single Family 2000-5000 sq ft	10/23/2023	4/23/2025	Escondido	Spec
ESC42-111323-01	Steve Hughes Custom Homes	110 La Chimenea	Residential/Single Family 2000-5000 sq ft	11/13/2023	5/13/2025	Escondido	Custom
W7067-041024-01	Design Build Team	703 Silver Hill	Residential/Single Family <2000 sq ft	4/10/2024	6/9/2025	West	Speculative
WC20-121923-01	Jeff Jackson Custom Homes, Inc.	103 W Wilderness Drive	Residential/Single Family 2000-5000 sq ft	12/19/2023	6/19/2025	Wilderness Cove	Custom
W35051-010324-01	KA Constructions, LLC	613 Apache Tears	Residential/Single Family 2000-5000 sq ft	1/3/2024	7/3/2025	West	Custom
24-00266-01	Young Homes, LLC	823 The Trails Parkway	Residential/Single Family 2000-5000 sq ft	1/11/2024	7/11/2025	The Trails	Custom
ESC158-072423-01	Allen and Lucchi, RLLP	109 Plaza Escondido	Residential/Single Family 5001-9999 sq ft	7/24/2023	7/24/2025	Escondido	Custom
2024-161-01	Built Green Custom Homes	112 Eagles Nest	Residential/Single Family 2000-5000 sq ft	2/13/2024	8/13/2025	West	Custom
2024-115-01	Gator Building Services	505 Broken Hills	Residential/Single Family 2000-5000 sq ft	2/13/2024	8/13/2025	West	Custom
H14140-081424-01	Pura Vida Homes & Designs	1509 Purple Sage	Residential/Single Family <2000 sq ft	8/14/2024	8/14/2025	Proper	Custom
H8013A-021825-01	ML General Contractor LLC	804 Hi Circle West Unit A	Multi-Family Residential - Duplex>1000sf	2/18/2024	8/18/2025	Proper	Custom
H8013B-021825-01	ML General Contractor LLC	804 Hi Circle West Unit B	Multi-Family Residential - Duplex>1000sf	2/18/2024	8/18/2025	Proper	Custom
W20034A-082024-01	SA Construct LLC	323 Parallel Circle	Residential/Single Family <2000 sq ft	8/20/2024	8/20/2025	West	Custom
2024-193-01	Steve Hughes Custom Homes	109 Sure Fire	Residential/Single Family 2000-5000 sq ft	2/28/2024	8/28/2025	Proper	Custom
2024-220-01	Lake Country Homes	206 Canyon Creek	Residential/Single Family 2000-5000 sq ft	3/13/2024	9/13/2025	West	Spec

Permit #	Contact	Property	Permit Type	Issued Date	Expired Date	Subdivision	Residential Type
2024-229-01	Crescent Estates Custom Homes	310 Azalea Court	Residential/Single Family 2000-5000 sq ft	3/18/2024	9/18/2025	Golden Bear	Spec
K10133-091824-01	Compton Builders	3804 Dew Drop	Residential/Single Family <2000 sq ft	9/18/2024	9/18/2025	South	Spec
2024-249-01	Lake Country Homes	324 Sweet Grass	Residential/Single Family 2000-5000 sq ft	3/20/2024	9/20/2025	West	Custom
2024-201-01	Hondo Custom Homes, LLC	310 Apache Tears	Residential/Single Family 2000-5000 sq ft	3/22/2024	9/22/2025	West	Spec
2024-213-01	Neiman-Foster Custom Homes	98 Wennmohs Place	Residential/Single Family 2000-5000 sq ft	3/26/2024	9/26/2025	West	Spec
H47076-100124-01	Genesis Made Construction	911 Sharp Rock	Residential/Single Family <2000 sq ft	10/1/2024	10/1/2025	Proper	Spec
H47075-100124-01	Genesis Made Construction	909 Sharp Rock	Residential/Single Family <2000 sq ft	10/1/2024	10/1/2025	Proper	Spec
SK1-14-100323-01	Steve Hughes Custom Homes	111 Orange Plume	Residential/Single Family 5001-9999 sq ft	10/3/2023	10/3/2025	Valley Knoll	Custom
2024-278-01	AWJ Homes	104 Bowers Circle	Residential/Single Family 2000-5000 sq ft	4/3/2024	10/3/2025	Pecan Creek	Custom
2024-280-01	Goliath Luxury Homes	122 Westgate Loop	Residential/Single Family 2000-5000 sq ft	4/6/2024	10/6/2025	Westgate Loop	Custom
W01017A-041224-01	Jose & Brenda Sanchez	405 Bay West Blvd	Residential/Single Family 2000-5000 sq ft	4/12/2024	10/12/2025	West	Custom
SKRSR39-041524-01	Crescent Estates Custom Homes	206 Azalea Loop	Residential/Single Family 2000-5000 sq ft	4/15/2024	10/15/2025	Golden Bear	Spec
K01120-101524-01	Juan Rodriguez	1407 Swallow	Residential/Single Family <2000 sq ft	10/15/2024	10/15/2025	South	Spec
SRKSR7-041924-01	Southern Legacy Building Group LLC	112 Azalea Loop	Residential/Single Family 2000-5000 sq ft	4/19/2024	10/19/2025	Golden Bear	Custom
W5006-111022-01	Charles and Nicole Tindol	205 W. Up There	Residential/Single Family 2000-5000 sq ft	4/23/2024	10/23/2025	West	Custom
SKRSR39-042424-01	Crescent Estates Custom Homes	208 Azalea Loop	Residential/Single Family 2000-5000 sq ft	4/24/2024	10/24/2025	Golden Bear	Spec
W29032A-050724-01	Jeff Jackson Custom Homes, Inc.	306 Wennmohs Place	Residential/Single Family 2000-5000 sq ft	5/7/2024	11/7/2025	West	Custom
TR133-050924-01	Heyl Homes	1043 Overlook Parkway	Residential/Single Family 2000-5000 sq ft	5/9/2024	11/9/2025	The Trails	Custom
SKRSR16-052024-01	Crescent Estates Custom Homes	130 Azalea Loop	Residential/Single Family 2000-5000 sq ft	5/20/2024	11/20/2025	Golden Bear	Spec
ESC59-052324-01	Voltaire, LLC	167 La Serena Loop	Residential/Single Family 2000-5000 sq ft	5/23/2024	11/23/2025	Escondido	Custom
W01903-052824-01	Jim Haire Enterprises LLC	101 Silverway	Residential/Single Family 2000-5000 sq ft	5/28/2024	11/28/2025	West	Spec
TR26A-061024-01	Westway Custom Builders	518 The Trails Parkway	Residential/Single Family 2000-5000 sq ft	6/10/2024	12/10/2025	The Trails	Custom
PC0124-062124-01	Treo Signature Homes	106 Edwards Circle	Residential/Single Family 2000-5000 sq ft	6/21/2024	12/21/2025	Pecan Creek	Spec
TH17-122323-01	Diamante Luxury Homes LLC	908 CR 311	Residential/Single Family 5001-9999 sq ft	12/22/2023	12/22/2025	The Hills	Custom
TR113-062424-01	Young Homes, LLC	580 Overlook Pkwy	Residential/Single Family 2000-5000 sq ft	6/24/2024	12/24/2025	The Trails	Custom
W12006D-071824-01	Texas Decks and Docks, LLC	304 Broken Hills	Residential/Single Family 2000-5000 sq ft	7/18/2024	1/18/2026	West	Custom

Permit #	Contact	Property	Permit Type	Issued Date	Expired Date	Subdivision	Residential Type
SK310-073024-01	Modern Homestead	105 Honeysuckle	Residential/Single Family 2000-5000 sq ft	7/30/2024	1/30/2026	Foothills at Stable Rock	Custom
W03082-080824-01	ML General Contractor LLC	625 Desert Rose North	Residential/Single Family 2000-5000 sq ft	8/8/2024	2/8/2026	West	Custom
K06108-051325-01	Clayton Homes Cedar Creek	1702 Fox Foot	Manufactured Home - New	5/13/2025	2/13/2026	South	Custom
W06025-081524-01	Irvin Rivera	101 Mystic	Residential/Single Family 2000-5000 sq ft	8/15/2024	2/15/2026	West	Spec
K7399-052225-01	Tabb Improvements, LLC	4501 Pronghorn	Manufactured Home - New	5/22/2025	2/22/2026	South	Custom
SK118C-082624-01	Canyon Creek Homes, LP	138 Coralberry	Residential/Single Family 2000-5000 sq ft	8/26/2024	2/26/2026	Valley Knoll	Spec
H14058A-022725-01	Silverado Signature Homes	2504 Hi Mesa	Residential/Single Family <2000 sq ft	2/27/2025	2/27/2026	Proper	Custom
W19054-082924-01	Brian South	104 Ventura	Residential/Single Family 2000-5000 sq ft	8/29/2024	2/28/2026	West	Custom
A03006-091024-01	JC Builders /Cerde Builders	3318 Bay West Blvd	Residential/Single Family 2000-5000 sq ft	9/10/2024	3/10/2026	West	Custom
SK4-30-091624-01	Crescent Estates Custom Homes	100 Spice Lily	Residential/Single Family 2000-5000 sq ft	9/16/2024	3/16/2026	Summit Rock	Spec
SK4-29-092324-01	Crescent Estates Custom Homes	104 Spice Lily	Residential/Single Family 2000-5000 sq ft	9/23/2024	3/23/2026	Crescent Pass	Spec
W13031B-092524-01	Wolfrom Homes, Inc	307 Eocene	Residential/Single Family 2000-5000 sq ft	9/25/2024	3/25/2026	West	Spec
W14011-092624-01	Christopher's Custom Homes	117 Apache Tears	Residential/Single Family 2000-5000 sq ft	9/26/2024	3/26/2026	West	Custom
H47077-100124-01	Dominion Renovation & Builders	903 Deep Shadows	Residential/Single Family 2000-5000 sq ft	10/1/2024	4/1/2026	Proper	Spec
SK362-100324-01	Key Custom Homes	108 Beauty Berry	Residential/Single Family 2000-5000 sq ft	10/3/2024	4/3/2026	Summit Rock	Spec
SK142A-100324-01	Modern Homestead	703 Paintbrush	Residential/Single Family 2000-5000 sq ft	10/3/2024	4/3/2026	Valley Knoll	Custom
W11023-100424-01	Mozzafiato Homes, LLC	1603 Sapphire	Residential/Single Family 2000-5000 sq ft	10/4/2024	4/4/2026	West	Spec
ES69-100724-01	Steve Hughes Custom Homes	150 Encantada	Residential/Single Family 2000-5000 sq ft	10/7/2024	4/7/2026	Escondido	Custom
SK3-8-101124-01	Modern Homestead	100 Meadow Beauty	Residential/Single Family 2000-5000 sq ft	10/11/2024	4/11/2026	Summit Rock	Custom
SR184-101424-01	Sitterle Homes-Austin, LLC	112 Nattie Woods	Residential/Single Family 2000-5000 sq ft	10/14/2024	4/14/2026	Summit Rock	Spec
H37052-101524-01	Breven Homes, LLC	101 Sure Fire	Residential/Single Family 2000-5000 sq ft	10/15/2024	4/15/2026	Proper	Custom
A6017-101824-01	Westway Custom Builders	117 Diamond Hill	Residential/Single Family 2000-5000 sq ft	10/18/2024	4/18/2026	Applehead West	Custom
SKRSR46-102124-01	Crescent Estates Custom Homes	125 Azalea Loop	Residential/Single Family 2000-5000 sq ft	10/21/2024	4/21/2026	Golden Bear	Spec
ES46-042224-01	Casa Highland Construction	454 La Serena Loop	Residential/Single Family 5001-9999 sq ft	4/22/2024	4/22/2026	Escondido	Custom
SK2-7-103024-01	Summit Rock Homes	312 Blazing Star	Residential/Single Family 2000-5000 sq ft	10/30/2024	4/30/2026	Summit Rock	Custom
TR91-110524-01	Heyl Homes	816 The Trails Pkwy	Residential/Single Family 2000-5000 sq ft	11/5/2024	5/5/2026	The Trails	Spec

Permit #	Contact	Property	Permit Type	Issued Date	Expired Date	Subdivision	Residential Type
W4113A-110824-01	AWJ Homes	108 Iron Rose	Residential/Single Family 2000-5000 sq ft	11/8/2024	5/8/2026	West	Custom
ES258A-051024-01	Steve Hughes Custom Homes	214 La Serena Loop	Residential/Single Family 5001-9999 sq ft	5/10/2024	5/10/2026	Escondido	Custom
WSG27-111924-01	Creekwater Homes	119 Westgate Loop	Residential/Single Family 2000-5000 sq ft	11/19/2024	5/19/2026	West	Spec
W13008-112024-01	Statz Development & Cosntruction	400 Shale	Residential/Single Family 2000-5000 sq ft	11/20/2024	5/20/2026	West	Spec
H27022-112224-01	Colin McGonagle	718 Hart	Residential/Single Family 2000-5000 sq ft	11/22/2024	5/22/2026	Proper	Custom
TV125-120124-01	Crescent Estates Custom Homes	564 Mayapple	Residential/Single Family 2000-5000 sq ft	12/2/2024	6/2/2026	Tuscan Village	Spec
ES243-121124-01	Turrentine Properties, Inc.	244 La Serena Loop	Residential/Single Family 2000-5000 sq ft	12/11/2024	6/11/2026	Escondido	Custom
W12035-B-121324-01	Wolfrom Homes, Inc	1317 Cats Eye	Residential/Single Family 2000-5000 sq ft	12/13/2024	6/13/2026	West	Spec
SR186-121324-01	Sitterle Homes-Austin, LLC	104 Nattie Woods	Residential/Single Family 2000-5000 sq ft	12/13/2024	6/13/2026	Crescent Pass	Spec
H21060D-052523-01	Turrentine Properties, Inc.	701 HI Circle N Unit D	Multi-Family Residential Townhome	3/25/2025	6/24/2026	Proper	Spec
TR93-123024-01	Grubbs Construction	1042 Overlook Pkwy	Residential/Single Family 2000-5000 sq ft	12/30/2024	6/30/2026	The Trails	Custom
ES207-070224-01	Turrentine Properties, Inc.	112 La Bonita	Residential/Single Family 5001-9999 sq ft	7/2/2024	7/2/2026	Escondido	Custom
ESC61-010725-01	Steve Hughes Custom Homes	171 La Serena Loop	Residential/Single Family 2000-5000 sq ft	1/7/2025	7/7/2026	Escondido	Custom
ES88-010825-01	Voltaire, LLC	173 Encantada	Residential/Single Family 2000-5000 sq ft	1/8/2025	7/8/2026	Escondido	Custom
W01035-011425-01	Double T Home Builders	313 Blue Ground	Residential/Single Family 2000-5000 sq ft	1/14/2025	7/14/2026	West	
TV155-011525-01	Crescent Estates Custom Homes	101 Manciano Drive	Residential/Single Family 2000-5000 sq ft	1/15/2025	7/15/2026	Tuscan Village	Spec
TV154-011525-01	Crescent Estates Custom Homes	105 Manciano Drive	Residential/Single Family 2000-5000 sq ft	1/15/2025	7/15/2026	Tuscan Village	Spec
TV156-011525-01	Crescent Estates Custom Homes	549 Mayapple	Residential/Single Family 2000-5000 sq ft	1/15/2025	7/15/2026	Tuscan Village	Spec
TV153-011525-01	Crescent Estates Custom Homes	109 Manciano Drive	Residential/Single Family 2000-5000 sq ft	1/15/2025	7/15/2026	Tuscan Village	Spec
ESC10-012925-01	Allen and Lucchi, RLLP	109 Las Puertas	Residential/Single Family 2000-5000 sq ft	1/29/2025	7/29/2026	Escondido	Spec
SK238-013025-01	KCE Homes LLC	107 Feathergrass	Residential/Single Family 2000-5000 sq ft	1/30/2025	7/30/2026	Summit Rock	Custom
W02046-020625-01	DK Homes Texas, INC	110 Cat Canyon	Residential/Single Family 2000-5000 sq ft	2/6/2025	8/6/2026	West	Spec
A2003-021025-01	VS Enterprises	3504 Bay West Blvd	Residential/Single Family 2000-5000 sq ft	2/10/2025	8/10/2026	Applehead West	Spec
ESC31-021325-01	Group Three Builders	123 La Lucita	Residential/Single Family 2000-5000 sq ft	2/13/2025	8/13/2026	Escondido	Custom
ES226A-081924-01	Voltaire, LLC	259 La Serena Loop	Residential/Single Family 5001-9999 sq ft	8/19/2024	8/19/2026	Escondido	Custom
A04024-022425-01	Lucas Anthony, LLC	2909 Bay West Blvd	Residential/Single Family 2000-5000 sq ft	2/24/2025	8/24/2026	Applehead West	Spec

Permit #	Contact	Property	Permit Type	Issued Date	Expired Date	Subdivision	Residential Type
A02002-022425-01	Breven Homes, LLC	3508 Bay West Blvd	Residential/Single Family 2000-5000 sq ft	2/24/2025	8/24/2026	Applehead West	Custom
H12060-090424-01	Gingerwood Construction, LLC	207 Lighthouse Drive	Residential/Single Family 5001-9999 sq ft	9/4/2024	9/4/2026	Proper	Custom
SR179-030725-01	Modern Homestead	208 Nattie Woods	Residential/Single Family 2000-5000 sq ft	3/7/2025	9/7/2026	Summit Rock	Custom
25-00271-01	Coventry Homes (DFH Coventry, LLC.)	613 Sun Ray	Residential/Single Family 2000-5000 sq ft	5/5/2025	9/12/2026	West	Custom
K01021-031225-01	Lateral Solutions	1615 White Tail	Residential/Single Family 2000-5000 sq ft	3/12/2025	9/12/2026	South	Spec
W22060-B-031225-01	Coventry Homes (DFH Coventry, LLC.)	613 Sun Ray	Residential/Single Family 2000-5000 sq ft	3/12/2025	9/12/2026	West	Custom
W22064-031425-01	Seleste and Andrew Kos	515 Sun Ray	Residential/Single Family 2000-5000 sq ft	3/14/2025	9/14/2026	West	Custom
H18015A-032425-01	Coventry Homes (DFH Coventry, LLC.)	110 Cochise Dr	Residential/Single Family 2000-5000 sq ft	3/24/2025	9/24/2026	Proper	Custom
K01009-032725-01	Bay Ridge Homes LLC	1801 White Tail	Residential/Single Family 2000-5000 sq ft	3/27/2025	9/27/2026	South	Spec
ES50C-040225-01	Mark Collins Builders, Inc	100 Encantada	Residential/Single Family 2000-5000 sq ft	4/2/2025	10/2/2026	Escondido	Custom
PC0117-040225-01	Treo Signature Homes	100 Bowers Circle	Residential/Single Family 2000-5000 sq ft	4/2/2025	10/2/2026	Pecan Creek	Spec
W28047A-101024-01	Lake Country Homes	103 Horned Frog	Residential/Single Family 5001-9999 sq ft	10/10/2024	10/10/2026	West	Custom
A01081R-041025-01	Neiman-Foster Custom Homes	110 Nichola Gay	Residential/Single Family 2000-5000 sq ft	4/10/2025	10/10/2026	Applehead West	Custom
TE30-041525-01	Young Homes, LLC	705 The Trails	Residential/Single Family 2000-5000 sq ft	4/15/2025	10/15/2026	The Trails	Custom
ES252-041725-01	Steve Hughes Custom Homes	224 La Serena Loop	Residential/Single Family 2000-5000 sq ft	4/17/2025	10/17/2026	Escondido	Custom
W16036RA-042125-01	Neiman-Foster Custom Homes	312 Red Wine	Residential/Single Family 2000-5000 sq ft	4/21/2025	10/21/2026	West	Custom
ES37-102524-01	Greg Frazier Bldg. Corp.	432 La Serena Loop	Residential/Single Family 5001-9999 sq ft	10/25/2024	10/25/2026	Escondido	Custom
A06024-043025-01	Jennings Homes	108 Shadow Mtn	Residential/Single Family 2000-5000 sq ft	4/30/2025	10/30/2026	Applehead West	Custom
W14023-050525-01	Christopher's Custom Homes	122 Hi Valley	Residential/Single Family 2000-5000 sq ft	5/5/2025	11/5/2026	Proper	Custom
K90929-091323-01	Hagan's Construction, LLC	106 Broken Bow	Residential/Single Family 2000-5000 sq ft	5/15/2025	11/15/2026	South	Custom
ES245-111524-01	Keith Wing Austin Builders LLC	240 La Serena Loop	Residential/Single Family 5001-9999 sq ft	11/15/2024	11/15/2026	Escondido	Custom
W11041-051525-01	Christopher's Custom Homes	1636 Sapphire	Residential/Single Family 2000-5000 sq ft	5/15/2025	11/15/2026	West	Custom
H23070-051925-01	Red Letter Custom Homes dba UBuild It	1399 Hi Circle S	Residential/Single Family 2000-5000 sq ft	5/19/2025	11/19/2026	Summit Rock	Spec
K09032-052125-01	San Gabriel Builders	112 Broken Bow	Residential/Single Family 2000-5000 sq ft	5/21/2025	11/21/2026	South	Spec
W18017R-052125-01	Lateral Solutions	316 Sweet Grass	Residential/Single Family 2000-5000 sq ft	5/21/2025	11/21/2026	West	Spec
H20022-052125-01	Vandivier Ventures LLC	1321 Prospect	Residential/Single Family 2000-5000 sq ft	5/21/2025	11/21/2026	Proper	Spec

Permit #	Contact	Property	Permit Type	Issued Date	Expired Date	Subdivision	Residential Type
H45042-052205-01	Caledonia Builders, LLC	416 Green Leaf	Residential/Single Family 2000-5000 sq ft	5/22/2025	11/22/2026	Proper	Spec
TV128-052725-01	Crescent Estates Custom Homes	105 Via Roma Ct	Residential/Single Family 2000-5000 sq ft	5/27/2025	11/27/2026	Tuscan Village	Spec
ES35A-120924-01	Casa Highland Construction	424 La Serena Loop	Residential/Single Family 5001-9999 sq ft	12/9/2024	12/9/2026	Escondido	Custom
SK3-29-040225-01	Canyon Creek Homes, LP	136 Nightshade	Residential/Single Family 5001-9999 sq ft	4/2/2025	4/2/2027	Summit Rock	Spec
BC0001R-050125-01	Pura Vida Homes & Designs	121 Bay Country Dr	Residential/Single Family 5001-9999 sq ft	5/1/2025	5/1/2027	Bay Country	Custom
SK3-12-050825-01	Modern Homestead	108 Honeysuckle	Residential/Single Family 5001-9999 sq ft	5/8/2025	5/8/2027	Summit Rock	Custom
ES255-052225-01	Voltaire, LLC	218 La Serena Loop	Residential/Single Family 5001-9999 sq ft	5/22/2025	5/22/2027	Escondido	Custom
ES62A-052825-01	Greg Frazier Bldg. Corp.	136 Encantada	Residential/Single Family 5001-9999 sq ft	5/28/2025	5/28/2027	Escondido	Spec

New Residential Permit Count	FY 20	FY 21	FY 22	FY 23	FY 24	FY 25
October	5	6	27	12	10	17
November	12	8	15	14	10	7
December	8	10	13	15	6	6
January	13	5	11	13	9	9
February	7	4	24	14	7	7
March	5	23	37	14	11	6
April	7	16	21	8	13	9
May	4	18	18	12	7	16
June	4	25	18	8	6	
July	2	16	14	10	3	
August	8	19	18	13	8	
September	10	19	7	16	8	
FY Total	85	169	223	149	98	77

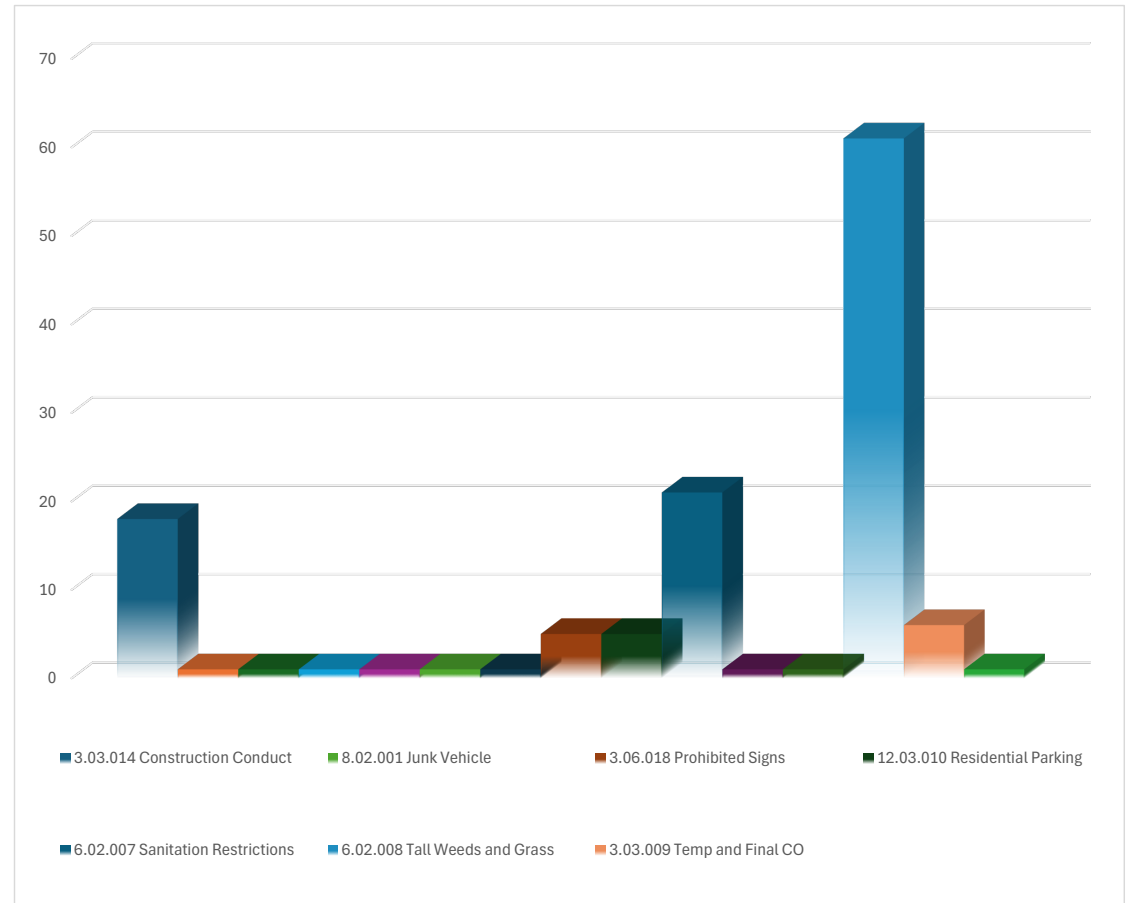
	Contractor	Permit Location	Original Expiration Date	Extension Type	Extension Expiration Date
1	Field Construction, Inc.	2808 Aurora	12/7/22	4th Extension	10/27/2023 Litigation
2	Jeff Jackson Custom Homes, Inc.	1505 Apache Tears	3/16/23	CO Pending Inspection Results	4/7/25
3	Texas Custom Homes	1902 Bay West Blvd	11/4/23	Approved 180-day extension fee has not been paid	8/30/2024 ("demand letter" sent by certified mail 6/5/2025)
4	M-CON, LLC	107 Keel Way	2/16/24	3rd Extension (Stop Work Order Issued)	4/13/2025
5	Turrentine Properties	701 Hi Cir N Unit B	11/24/2024	4th Extension (on 6/17/2025 CC agenda)	5/24/2025 (Temporary CO checklist sent)
6	Turrentine Properties	701 Hi Cir N Unit C	11/24/2024	4th Extension (on 6/17/2025 CC agenda)	6/23/2025 (Temporary CO checklist sent)
7	Turrentine Properties	701 Hi Cir N Unit A	11/25/2024	4th Extension (on 6/17/2025 CC agenda)	5/25/2025 (Temporary CO checklist sent)
8	Turrentine Properties	701 Hi Cir N Unit D	11/25/2024	4th Extension (on 6/17/2025 CC agenda)	6/24/2025 (Temporary CO checklist sent)

	Contractor	Permit Location	Original Expiration Date	Extension Type	Extension Expiration Date
9	HRH Construction Co. Inc.	1305 Hi Circle N Unit A	2/12/2024	CO Inspection Passed 6/5/2025	6/7/2025 (Final CO Pending)
10	HRH Construction Co. Inc.	1305 Hi Circle N Unit B	2/12/2024	CO Inspection Passed 6/5/2025	6/7/2025 (Final CO Pending)
11	Allen and Lucchi, RLLP	125 Plaza Escondido	3/6/2025	1 st Extension	7/4/2025
12	Wilfong Construction	1007 Dew Drop	4/22/2024	1 st Extension	6/21/2025
13	Bentley Custom Homes	369 La Serena Loop	10/23/2023	1 st Extension	6/22/2025
14	Steve Hughes Custom Homes	110 La Chimenea	5/13/2025	1 st Extension	7/12/2025



Code Enforcement Activity **May 2025**

Violations	Count
3.03.014 Construction Conduct	18
3.03.008 No Permit	2
8.02.001 Junk Vehicle	1
3.06.018 Prohibited Signs	5
12.03.010 Residential Parking	5
13.09.006 Construction Obligations	6
6.02.007 Sanitation Restrictions	21
6.02.008 Tall Weeds and Grass	61
3.03.009 Temp and Final CO	6
1.07.003 Stop work order	3
8.09.004 Oak Wilt Violation	2
6.02.339 Fire Safety and nuisance animals	28
Total	158

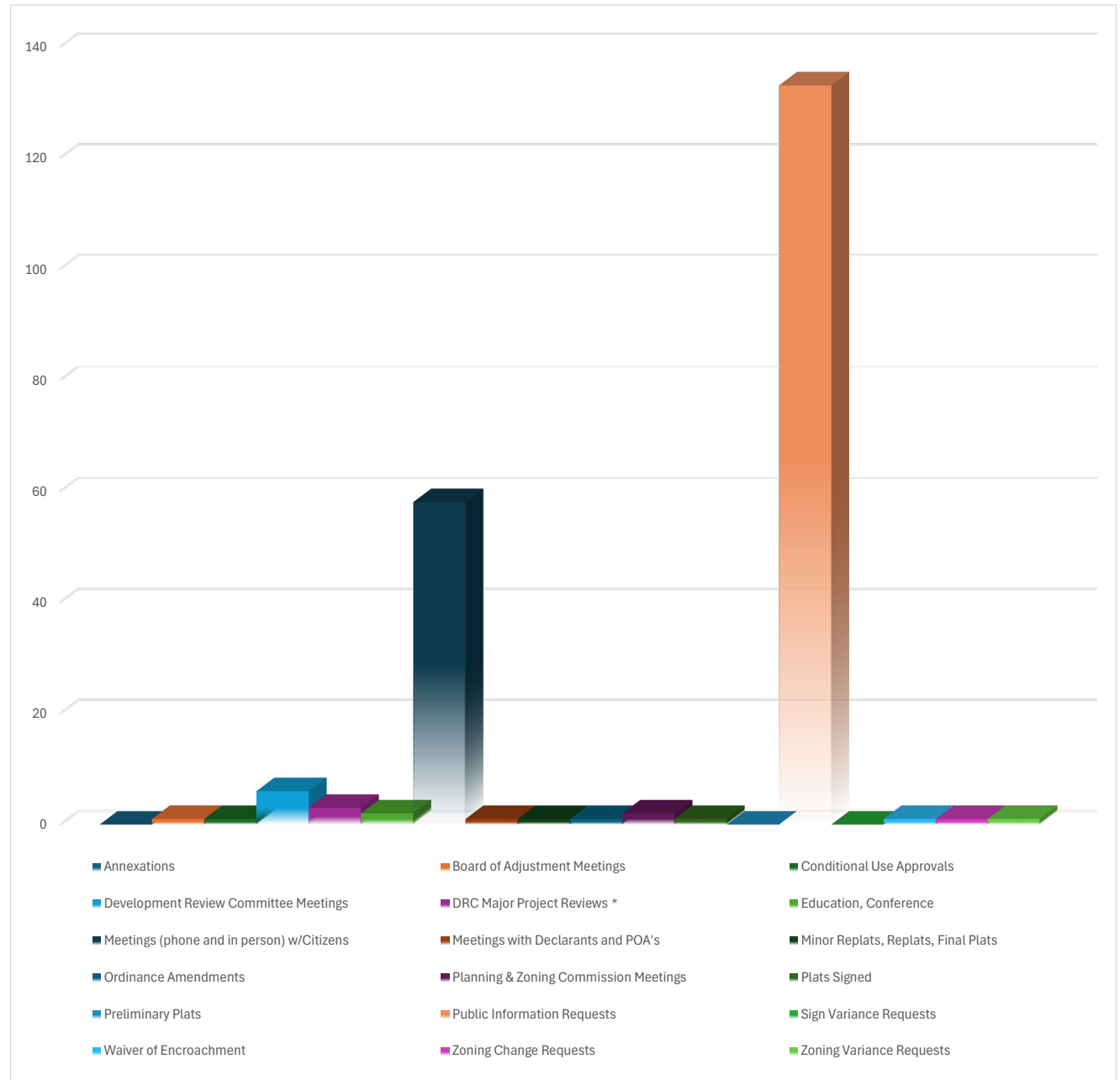




Development Services Department
Planning Activity
May 2025

Activity	Count
Annexations	0
Board of Adjustment Meetings	1
Conditional Use Approvals	1
Development Review Committee Meetings	6
DRC Major Project Reviews *	3
Education, Conference	2
Meetings (phone and in person) w/Citizens	58
Meetings with Declarants and POA's	1
Minor Replats, Replats, Final Plats	1
Ordinance Amendments	1
Planning & Zoning Commission Meetings	2
Plats Signed	1
Preliminary Plats	0
Public Information Requests	133
Sign Variance Requests	0
Waiver of Encroachment	1
Zoning Change Requests	1
Zoning Variance Requests	1
Total	213

Planning Initiatives	Status
Update Ordinances	Research
Short Term Rental	Registration
International Dark Sky Program	Planning
TxDOT Certified City	Complete
Scenic City	Platinum
Oak Wilt Campaign	On-Going
Comprehensive Plan	On-Going





CITY OF HORSESHOE BAY



PUBLIC WORKS DEPARTMENT

May 2025 Activity Report

- Managing all other programs: Safety cuts, litter control, islands mowing, City Hall mowing, and spring mowing has officially started.
- Martin Park sewer line has been fixed and finished wrapping pickle ball court with wind screens.
- Sealcoating project area will be all of bay west Blvd. and to the west of Blvd. Project won't start until July 14th – Aug 15th. The patch work will start June 25th and finish June 26th and curb routing will follow shortly after.
- Street upgrade for 2025 has been approved contracts have been signed.
- A new street upgrade list has started as of June 1st, 2025 for 2026.
- Meetings with Rio are being continued current location Mt Dew and Hi Circle West.
- The tractor has been delivered and testing the sickle blade in needed areas.
- Have placed order for 2 new tables for under pavilion, and 3 new small attractions for the park.

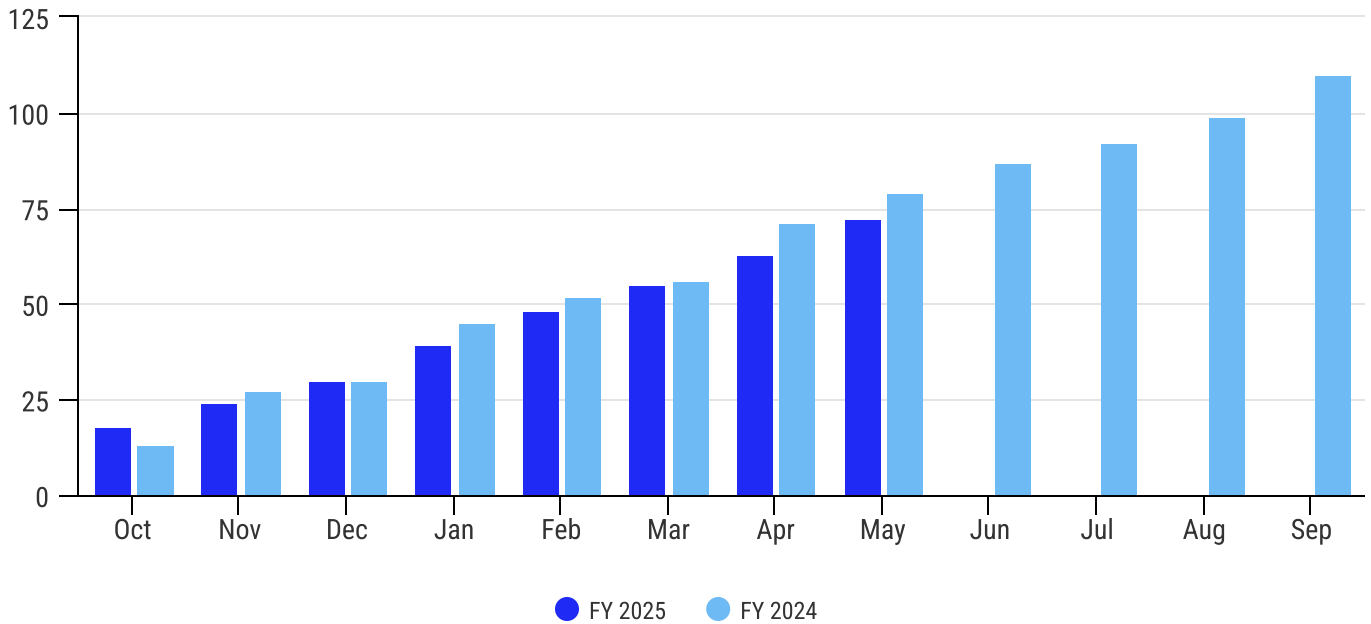
Pending

- Workshop
- Butterfly garden

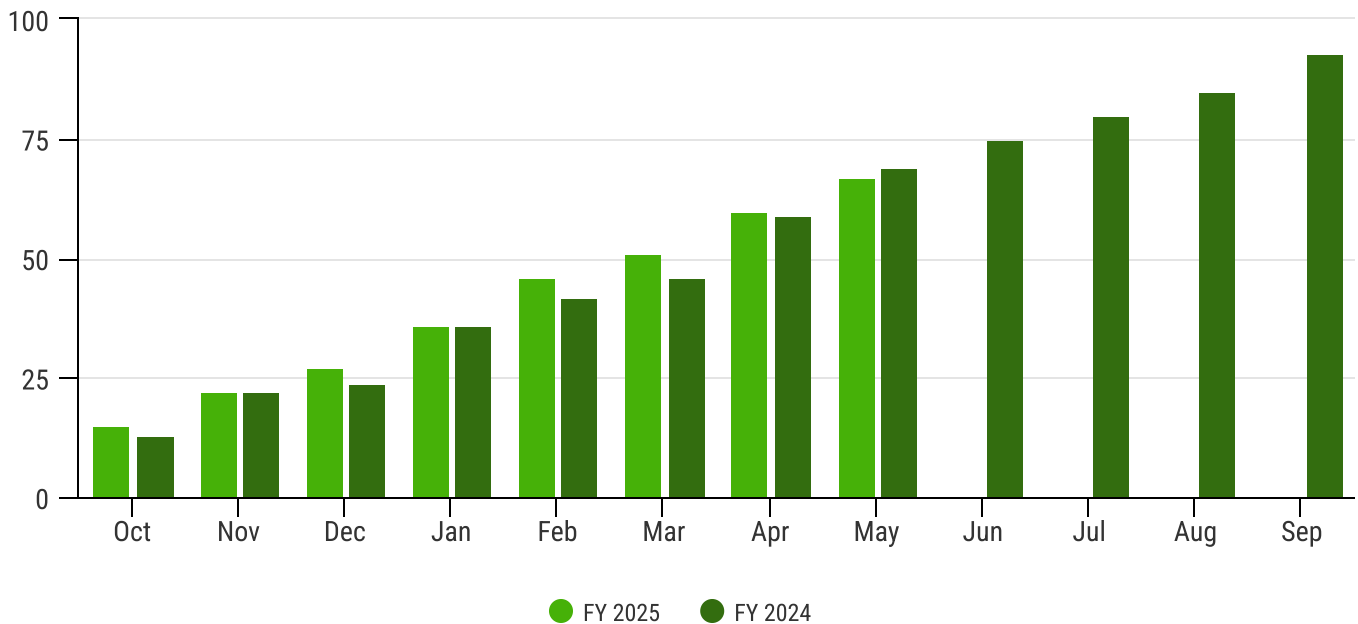


FY25 May Utility Report

Water Taps (Cumulative Fiscal Year to Date)

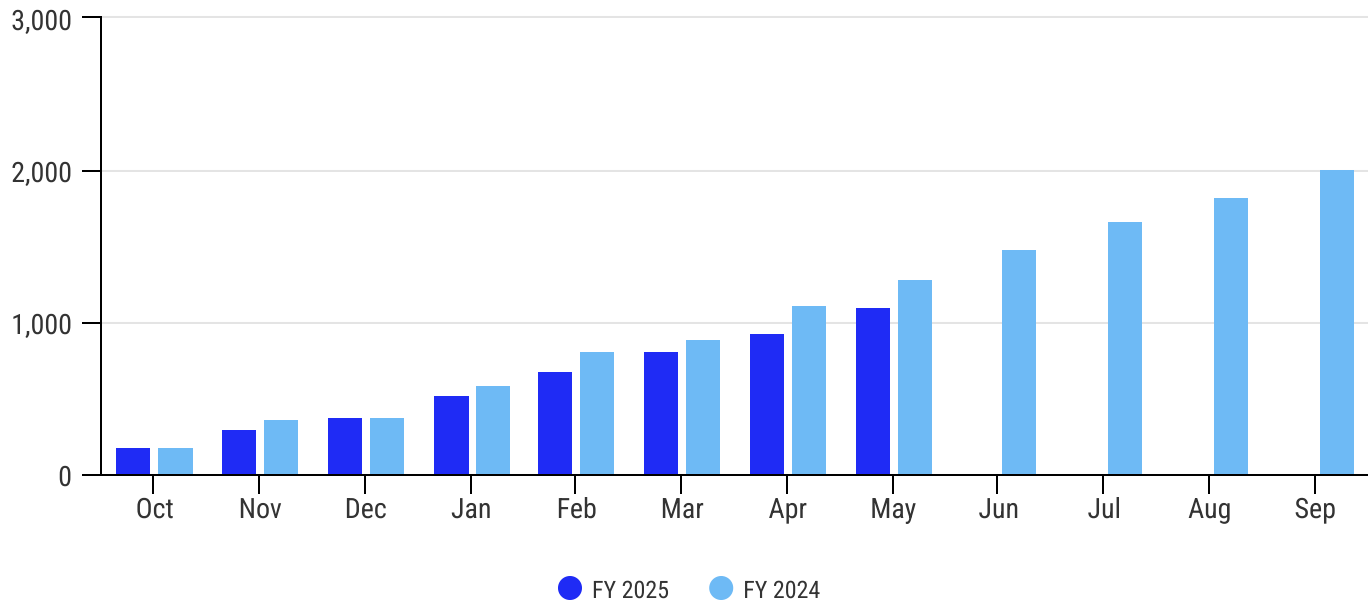


Sewer Taps (Cumulative Fiscal Year to Date)

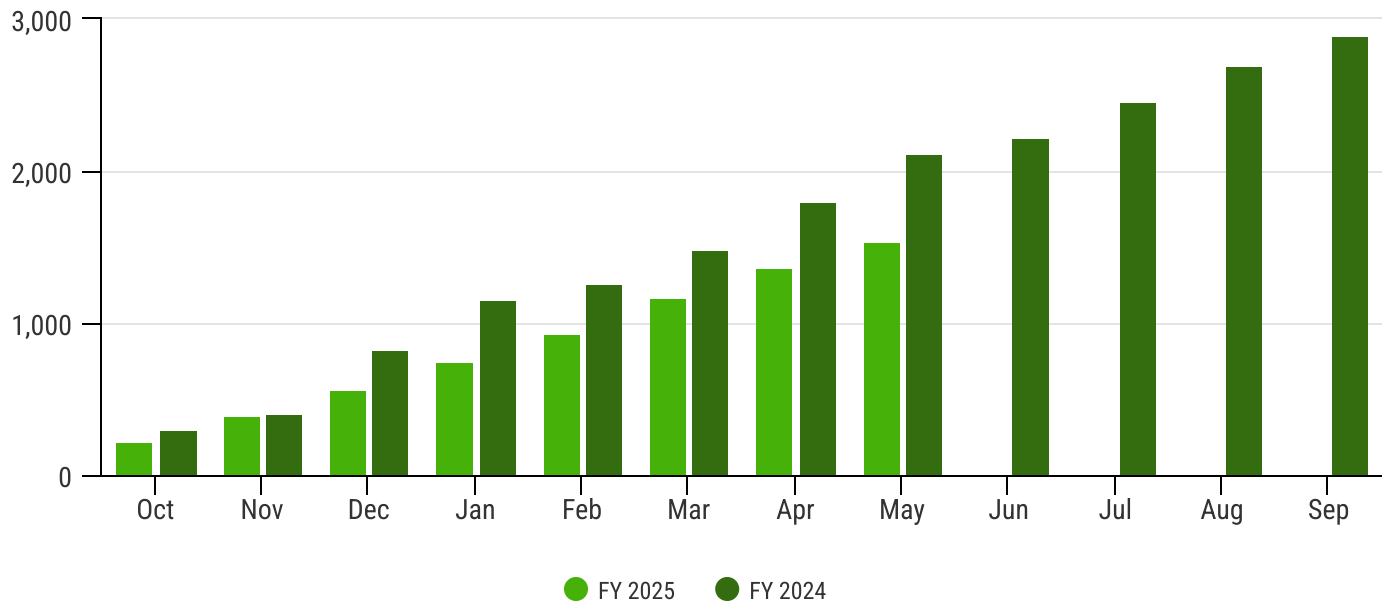




Water Service Calls (Cumulative Fiscal Year to Date)

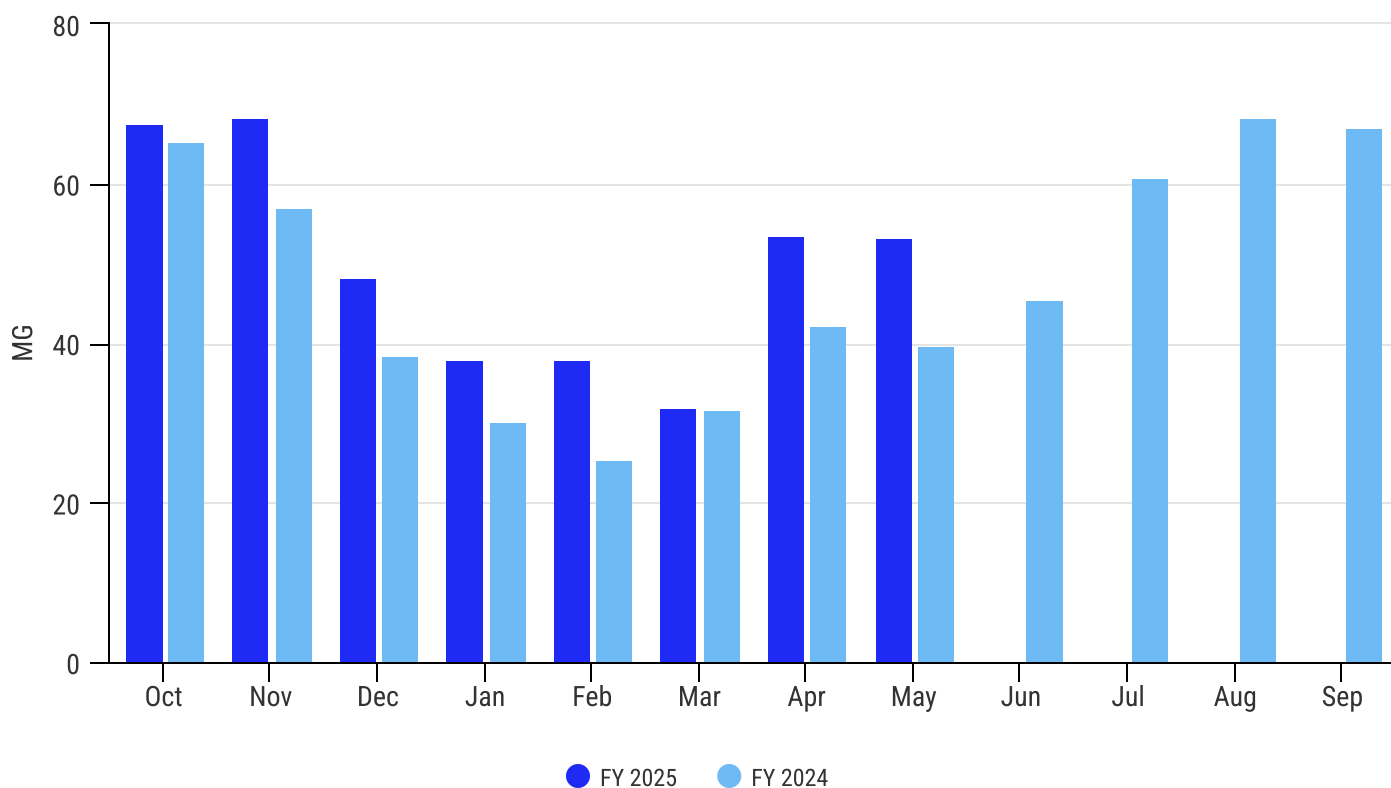


Sewer Service Calls (Cumulative Fiscal Year to Date)

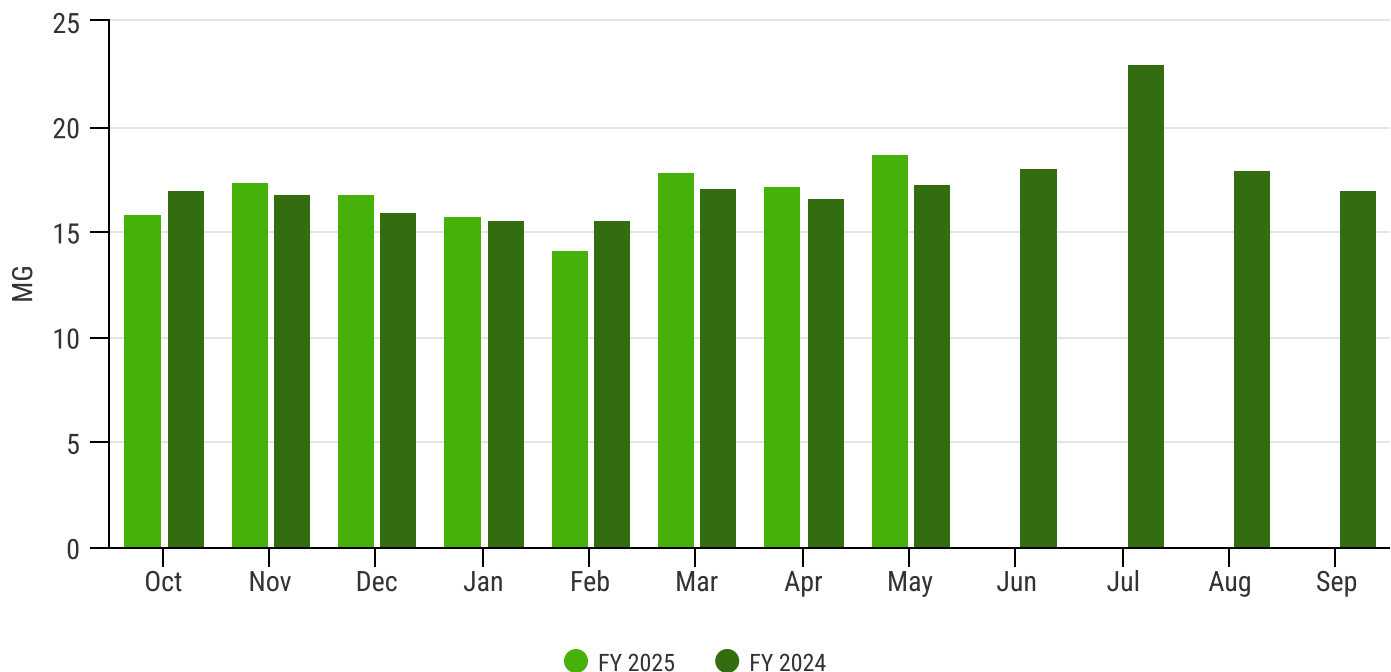




Water Sold by Month

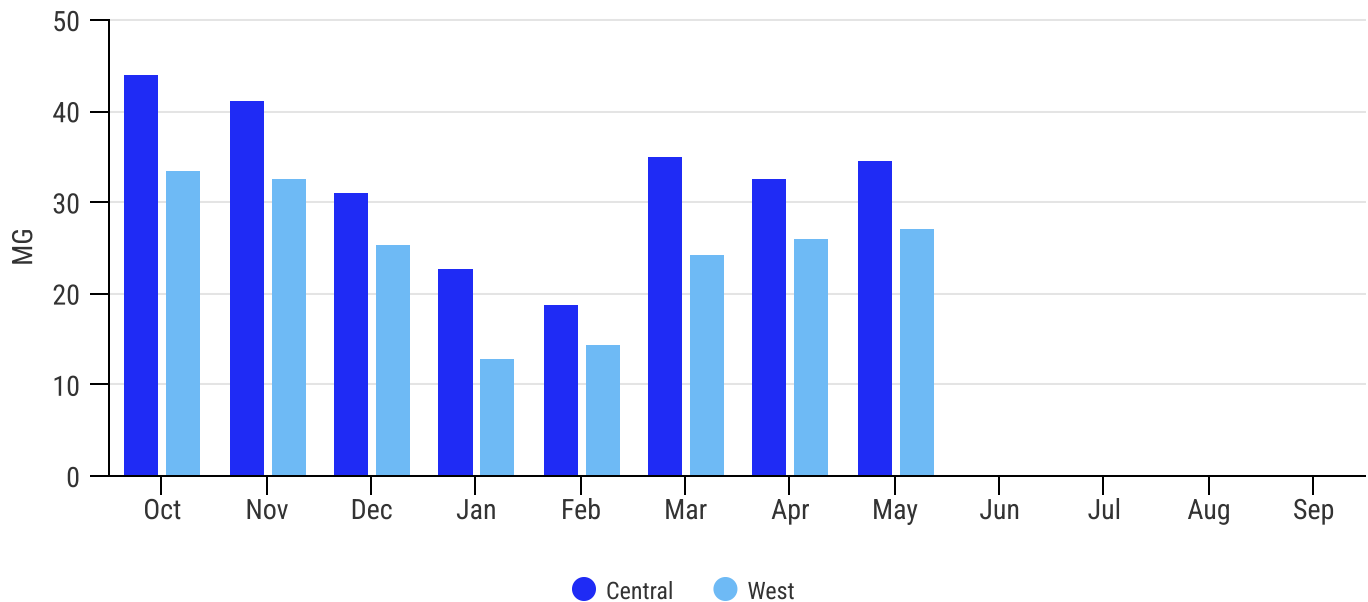


Treated Wastewater by Month

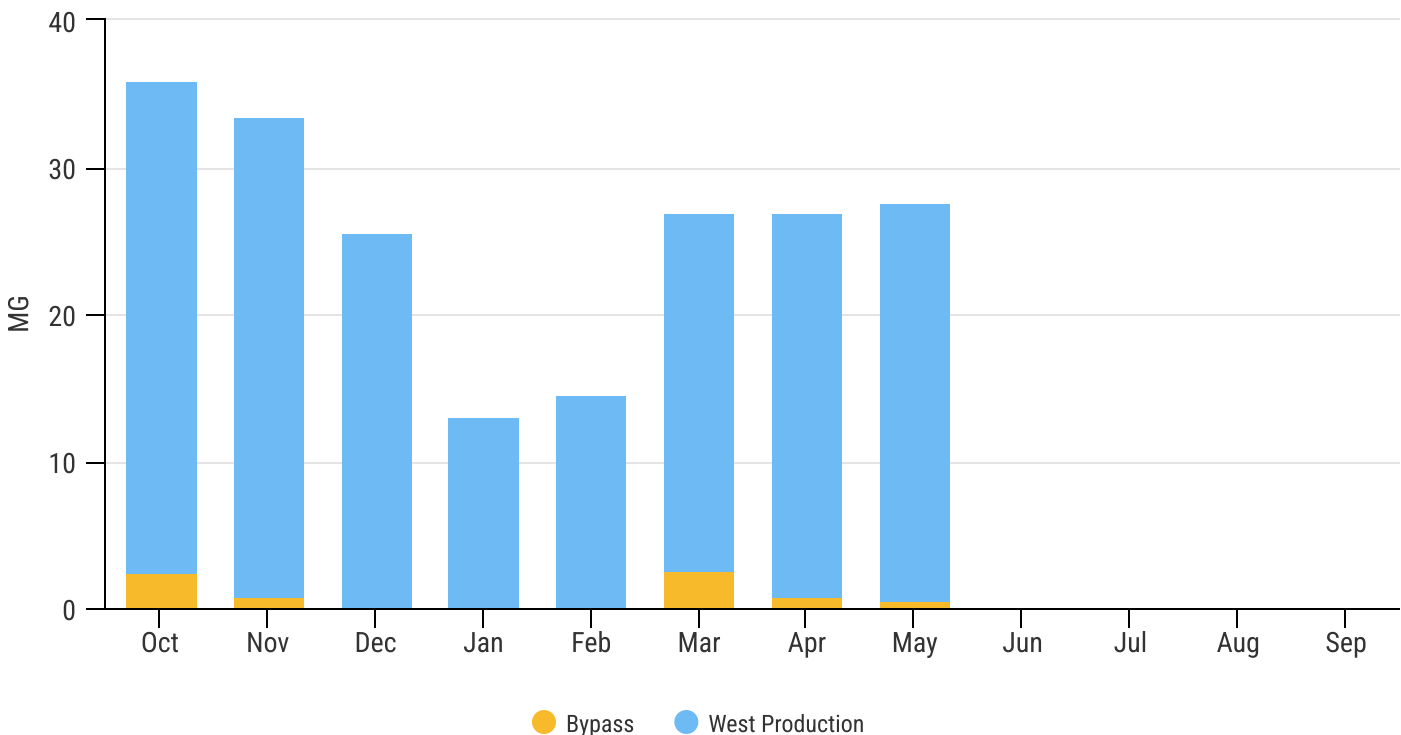




Monthly Water Production by Plant

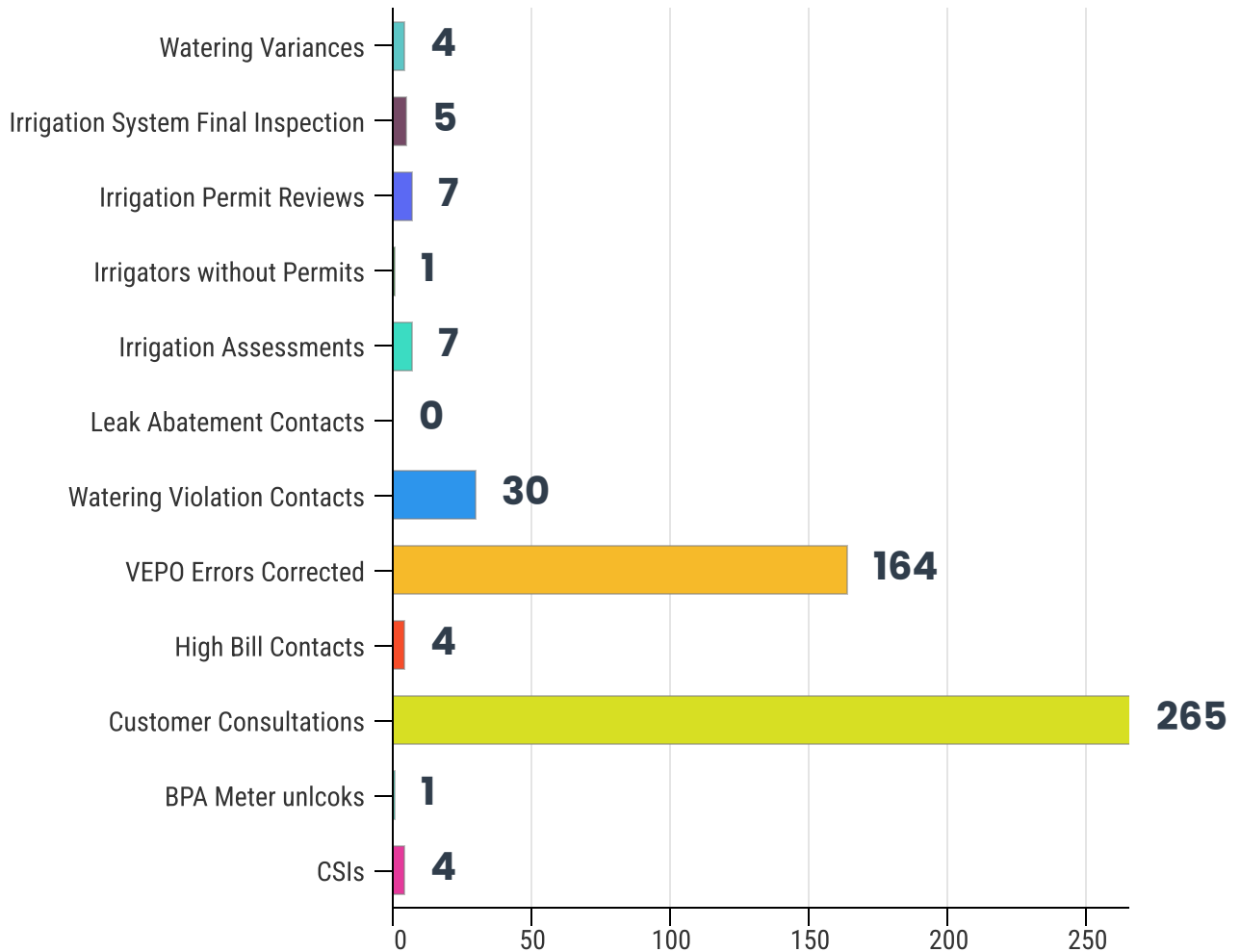


West Plant Production & Supplemental Flow from Central Water Plant



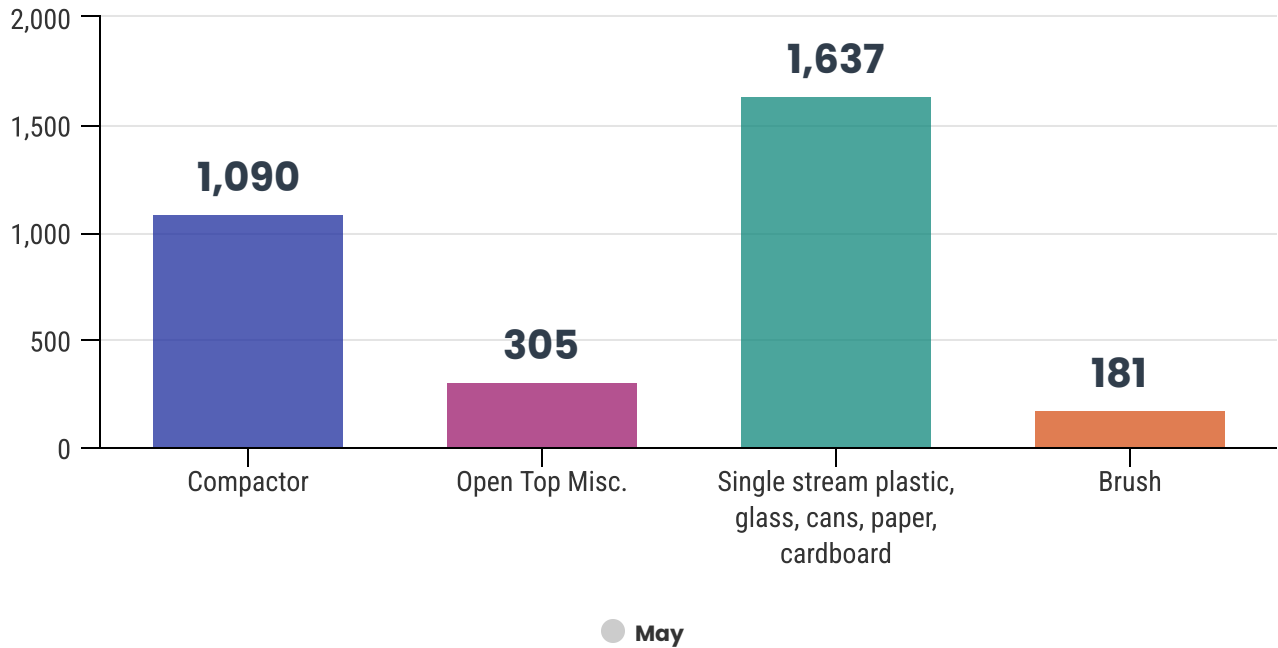


April Water Conservation Numbers

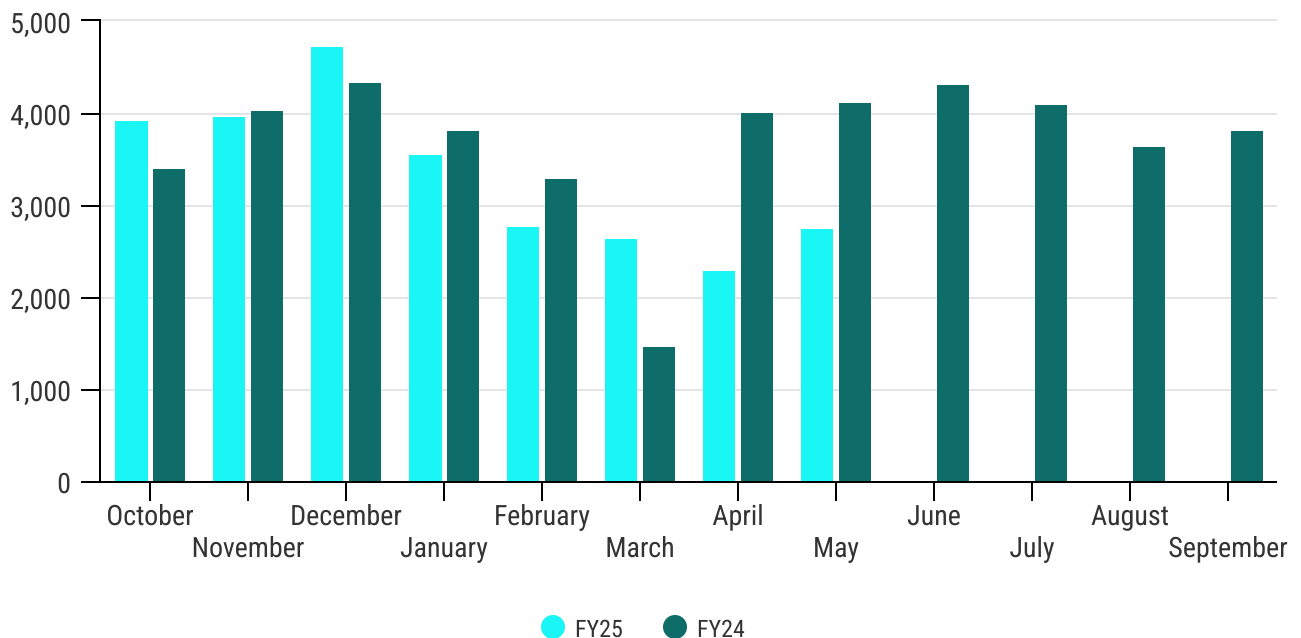




Reclamation Center Numbers (Count by customer volume)



Visitors Per Month





CITY OF HORSESHOE BAY

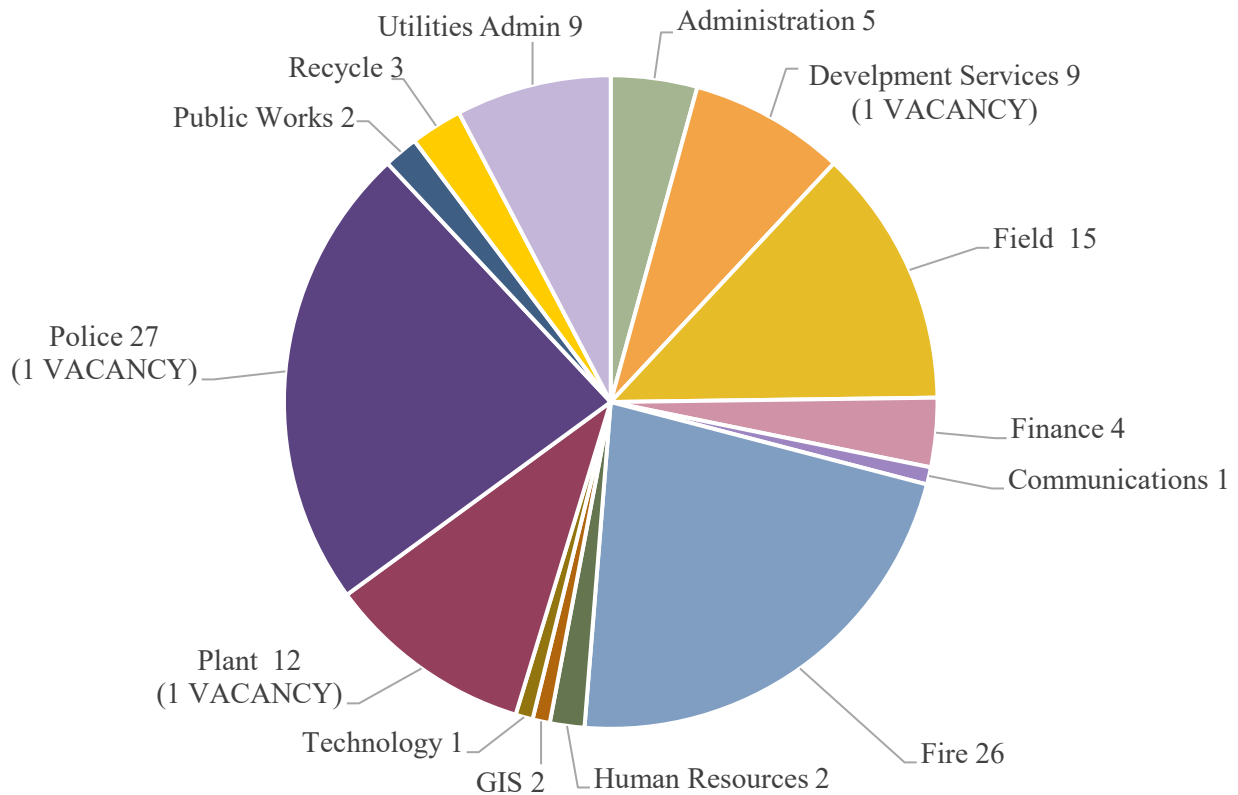


HUMAN RESOURCES DEPARTMENT

MAY 2025 AND FY 2025 ACTIVITY REPORT

Employee Head Count as of May 31st, 2025.

By Department



Turnover

- 0 Termination for the month of May 2025.
- Total of 10 terminations for FY25 YTD.

*Termination includes voluntary or involuntary separation.

Recruitment

- 1 position filled for the month of May 2025.

Active Employee Count

113

Full-Time Employees

1

Part-Time Employee

- Total Budgeted Staff: 116 Full-Time; 1 Part-Time



CITY OF HORSESHOE BAY

Technology – May 2025 Monthly Report

The Technology Department is dedicated to building a “digital city” to connect people and government with technology that is flexible and responsive to the city employees and the citizens we serve.

- Cybersecurity
 - Phish rate for month at 4.9 percent (five employees clicked)
 - Endpoint detection and remediation for month at 15 potential threats
 - Global Blocklist for malicious senders updated daily
 - Evolve specific email filters to allow manual evaluation / approval
 - Numerous threats stopped prior to reaching employees
- Network / Infrastructure
 - Upgrade firmware on multiple network appliances
 - Evaluate new Meraki Access Points (phase 2)
 - Mitigate multiple lightning induced equipment damage incidents
- City Equipment and Software
 - Repair and replace hardware as needed
 - Resolve numerous software issues as they occur (daily)
 - Employee software use consulting and training as appropriate (daily)



▪ Communications Department ▪ June 2025 Report

by Cindee Sharp

Projects Completed

- Created Canva video promoting [Mayor's Monthly Message](#)
- Created Canva video promoting save the date for [October 16, 2025 Stargazing Event](#)
- Created Canva video promoting [20th Anniversary to Vendors/Sponsors](#)
- Designed signs and banner for 4th of July parade and hot dog stand
- Created and began distributing applications for vendors and sponsors for City of Horseshoe Bay 20th Anniversary celebration
- Assisted Development Services Department by creating a [flyer for the June 11 Builders Meeting](#), sharing it on social media as well as the website

Beacon Articles

- May 29: Wildfire Preparedness Month Part 3: Knowing When Danger is Imminent
- May 29: Mayor's Monthly Message for June: Summer Fun Awaits in HSB
- June 4: How to Register a Short-Term Rental in Horseshoe Bay
- June 11: Rio Broadband Update

Alerts Sent through CivicReady

- May 27 at 11:30 a.m.: Boogie at the Bay May 28
- May 28 at 3:57 p.m.: Boogie at the Bay May 28 Postponed
- May 30 at 5:21 p.m.: City Waiving Brush Disposal Fees
- June 3: Boogie at the Bay June 4

Social Media

- Facebook (www.facebook.com/horseshoebaygov), 497 followers
- Instagram (www.instagram.com/horseshoebaygov), 147 followers
 - 7,759 post views between May 9 and June 9

Training

- June 4-6: Texas Association of Municipal Information Officers (TAMIO) Conference
- June 11: Civic Plus Webinar "Explore Municipal Websites: Informational Modules 101"

Website Updates

- City of Horseshoe Bay Transportation Plan has been posted www.horseshoe-bay-tx.gov/transportation
- Homepage sliders have been redesigned (www.horseshoe-bay-tx.gov)
- Mayor's [June Message](#) posted
- City of Horseshoe Bay 20th Anniversary webpage created (www.horseshoe-bay-tx.gov/anniversary)
 - Vendor application posted (www.horseshoe-bay-tx.gov/vendor)
 - Sponsor application posted (www.horseshoe-bay-tx.gov/sponsor)

